

JPC MAGAZINE

www.jpc.rocks

Vol 2 . Issue 2. October 2024

**JPC 12th
Annual Photo
Exhibition**
Submissions Open

**Photographing Garba
with Slow Shutter Magic**
THE DHUNUCHI DANCE

**Apni Toh Paathshala
Creating Depth**
**Udti Khabrein
Photo Walk**

**HOW TO SUBMIT PHOTOS
FOR AN EXHIBITION?**
Expert Tips for Photographers

Published by

voilà

voilaindia.com

Scan to visit
our website



 jaipurphotographersclub

 jaipurphotographersclub



awdhesh kumar
HAND BLOCK PRINTS
www.awdheshkumar.in

Available at
www.awdheshkumar.in



Scan for more
Information

President Award in Hand Block Printing

Near Sanganer Flyover, towards Sanganer

✉ info.awdheshkumar@gmail.com

☎ 8769357552, 0141-2790968



Editor's Note

Dear Readers,

The much-anticipated preparations for JPC's 12th Annual Photo Exhibition are officially underway, and the excitement is palpable! Every year, this exhibition becomes a grand celebration of creativity, vision, and the stories captured through the lens. As the editor of this magazine, it is a privilege to witness the incredible passion that fuels this community of photographers.

As the legendary Ansel Adams said, "You don't take a photograph, you make it." This exhibition is where our community's artistry truly shines. We are deeply grateful to all our contributors, organisers, and readers for your continued support. You are the heart of this exhibition's success.

As we move closer to the big event, we invite everyone to come forward and contribute, support, and celebrate the art of photography. Whether by submitting your work, volunteering your time, or simply attending the exhibition, your involvement strengthens our shared passion for visual storytelling. As Henri Cartier-Bresson once said, "Your first 10,000 photographs are your worst." That means every step we take every shot we capture is a step toward brilliance, and this exhibition is a space to honour that journey.

In this issue, we have included a special article to guide you through the photo submission process. We hope it will help you present your best work and make this year's exhibition the best yet.

Thank you for your ongoing dedication to the art of photography. Let us make this exhibition an unforgettable celebration of our shared passion!

Anil Khubani
Anil Khubani
Founder and Editor
JPC Magazine



Purvi Khemani
Assistant Editor

Our Team

Design, Website & Social Media

Voila | Purvi Khemani, Ajay Saini
www.voilaindia.com

Cover Photo by: Somnath Mukherjee

Instagram- somnathmukherjeephoto

Contributors

Ajay Parikh
Narayan D Patel
Umesh Gogna
Dinesh Khanna
Dharmendar Kanwar
Vimal Parmar
Sudhir Kasliwal


Website
www.jpc.rocks

Editorial Office
4-Da-5, Jawahar Nagar, Jaipur 302004

Advisors



Dharmendar Kanwar
International Travel Writer
Instagram- deekanwar



Dinesh Khanna
Freelance Photographer
Instagram- onlydineshkhanna



Vimal Parmar
Independent Marketing
Consultant
Instagram- vimalparmar

JPC Magazine is published & promoted by VOILA, Jaipur

SHYAM DIGITECH

SONY Camera & Lenses
Distributor for Rajasthan

No.1
FULL-FRAME
CAMERA BRAND



SONY ZV-E10 Mirrorless Camera Body Only Vlog Camera



α7R_{IV}



α7R_{III}



α7S_{III}




α7_{III}

Contact: +91 98280 24231

Address: Morija Tower, Indira Bazar Rd, Jaipur, Rajasthan 302001


**YOUR
PHOTOGRAPHY,
OUR DESIGN
EXPERTISE**

Showcase your photography with a website designed by professionals.



Contents

- 6 JPC ADDA & JPC Magazine Subscription
- 7 12th Annual Photo Exhibition Submissions Open
- 10 Apni Toh Paathshala Creating Depth
- 12 The Dhunuchi Dance
- 15 Photographing Garba with Slow Shutter Magic
- 18 How to Submit Photographs for an Exhibition
- 21 Photo Walk: Road to the Exhibition
- 21 QooCam 3 Ultra: A Game-Changer in 360-Degree Photography



*Shubh Prasang
Sang Motisons*

MOTISONS
— JEWELLERS —



JPC ADDA MEMBERSHIP



Workshops



Open Discussions



Assignments



Photo Expeditions

The mission is to empower photographers of all skill levels by providing a dynamic platform that offers insightful educational content,

You also get many privileges on tours
Join to know more

JOIN

Join JPC Adda for 1 year for just Rs.1500/-

Scan to Pay & Share the screenshot to +91 94140 75259

voilà



JPC MAGAZINE

Magazine aims to inspire creativity, foster a community of passionate photographers, and promote the art and science of photography.

Special Subscription Offer

12 Print Issues at your Doorsteps
For Just Rs.1500

Scan to Pay
& Share the screenshot to
+91 94140 75259



12th Annual Photo Exhibition

Submissions Open

Last Date: 10th November 2024

www.jpccexhibitions.com

Photo credit: Jatin Lalwani

JPC 12th Annual Photo Exhibition

The Annual Photo Exhibition by the Jaipur Photographers' Club (JPC) has been a significant cultural event in the photography world, drawing talent from across India and beyond. Organised each year in Jaipur for the past 14 years, this exhibition offers an incredible platform for photographers of all levels to showcase their work. From amateurs to seasoned professionals, participants are given the opportunity to present their unique perspective through the lens, creating a vibrant gallery that celebrates the art of photography.

The Annual Photo Exhibition is the club's flagship event, and it is known for its diverse range of themes, creative expressions, and high-quality submissions.

Photographers from all walks of life come together to explore and showcase different genres, from portraiture to street photography, nature, wildlife, abstract compositions, and much more.

Jaipur Photographers' Club (JPC) founded with the mission to nurture creativity and elevate the art of photography, the Jaipur Photographers' Club brings together individuals passionate about photography. Through its workshops, photo walks, and exhibitions, JPC has continuously fostered an environment where photographers can develop their skills, network with fellow enthusiasts, and gain recognition.

All you need to know about JPC 12th Annual Photo Exhibition

Everything under one roof on a single website. A Participant can submit up to 8 photographs.

If you refer someone you can submit 2 additional photograph per successful referral.

You can refer maximum to 3 photographers via link and email i.e. in total you can upload 14 photographs.

Themes

Nature, Landscape, Wildlife, Macro, Underwater, Astro, Long Exposure, Aerial, Portraits, Wedding, Documentary, Sports, Fashion, Commercial, Street, Event, Travel, Pets, Still, Architecture, Fine Art, Life style, Interiors, Food etc.





Awards & Recognition

Honouring Photographic Excellence: Maya Khubani Awards

The Maya Khubani Awards is a prestigious accolade presented annually as part of the Jaipur Photographers’ Club (JPC) Annual Photo Exhibition. Named in honour of Maya Khubani, a passionate advocate for artistic expression through photography, this award recognizes outstanding talent in the world of photography. It celebrates photographers who push the boundaries of creativity, capturing powerful stories, emotions, and perspectives through their lens.

Each year, the Maya Khubani Awards seeks to reward both seasoned professionals and emerging talents in the field. It stands as a symbol of excellence, spotlighting the best photographs from the exhibition and offering winners a platform to further their careers. Winners are carefully selected by an esteemed panel of judges consisting of renowned photographers, industry professionals, and members of the artistic community.

Last year Awards Worth Rs.25,000/- were distributed to the Top participating photographers.

Medals

Individual Medals to all the final participating photographers during the Award Ceremony on the final day of the Exhibition.


Look Book

Hard Bound Collectable Look Book to all the final participants with their individuals showcased photographs along with their profile photographs and location.

Certificates

Individual Certificates to all the participants.





Exhibition Curation, Prints & Frames

The curation of the JPC Annual Photo Exhibition is a meticulous process handled by industry experts, ensuring that the gallery meets the highest international standards. Every detail, from the layout of the frames to the final print quality, is carefully considered to deliver a seamless viewing experience for visitors and to do justice to the photographers' work.

International Standards in Layout: The arrangement of the photographs follows global norms for exhibitions, with a strong focus on proper spacing. This ensures that each piece is given the space it deserves, allowing viewers to fully appreciate the intricacies of every photograph without visual clutter.

Test Prints for Perfection: Several rounds of test prints are conducted before the final prints are produced. This process guarantees that every detail, colour, and texture in the photographer's work is accurately represented, ensuring the final prints are of the highest quality.

Framing Excellence: Special attention is given to the framing process, which plays a vital role in enhancing the visual appeal of the photographs. The framing not only complements the artwork but also adds to the overall aesthetic of the exhibition.

Larger Prints and Frames: This year, the exhibition will feature a standard print and frame size that is significantly larger than previous years, offering a more immersive experience. The larger format enhances the impact of each photograph, allowing viewers to engage with the finer details and the emotion behind each image.

Through this detailed and thoughtful curation, the JPC Annual Photo Exhibition aims to create an environment where every photograph shines, providing both the artists and viewers with a memorable and visually stunning experience.

For submissions & Terms & Condition log on to our dedicated website for the exhibition:

www.jpccexhibition.com or Scan the QR Code



Apni toh Paathshala

Creating Depth: Mastering Layers and Perspective in Photography

Learn how to use foreground, middle ground, and background for dynamic shots.

Photography is all about capturing moments, but truly captivating shots come from creating a sense of depth. By adding layers to your composition—foreground, middle ground, and background—you can transform a flat image into a dynamic one. This technique helps the viewer's eyes travel through the scene, giving your photo a more immersive feel. In this article, we will explore how you can use layers and perspective to make your photos more engaging and lifelike.

Why Depth Matters in Photography

When you look at a photograph, your brain is naturally drawn to certain points. Depth gives these points meaning by creating visual interest. Without depth, an image can appear flat, no matter how beautiful the subject may be. Depth allows photographers to add a three-dimensional feel to a two-dimensional image, pulling the viewer in.

The best way to achieve depth is by using layers in your composition: the foreground, middle ground, and background. Each of these elements adds a different dimension to your photo, and balancing them well can result in a stunning shot. Understanding Foreground, Middle Ground, and Background

Background: The background sets the context of your scene. It can include sky, mountains, or distant objects that provide a sense of location. A good background supports the middle ground without distracting from it. It also gives the photograph a sense of scale and place, helping the viewer understand the environment the subject is in.



Photo by: Fabian Reck

Middle Ground: The middle ground often contains the main subject of your photograph. This is where your viewer's eyes will naturally fall after being led in by the foreground. In landscape photography, the middle ground might be a path, tree, or a building. In portraits, it could be the person you are photographing. The middle ground is crucial for defining the story your photograph tells.



Photo by: Nicole Huber

Foreground: The foreground is the area closest to the camera. This is where you can place objects to lead the viewer's eye into the photo. A well-placed foreground element, like a rock, flower, or even a person, can add context to the scene and help frame the subject. It also adds texture and can guide the viewer deeper into the image.



Photo by: Dương Nguyễn

Techniques for Creating Depth

Leading Lines: Leading lines are visual paths that guide the viewer's eyes through the layers of a photograph. Roads, rivers, fences, or even shadows can create natural lines in your image that pull the viewer's focus from the foreground to the background. By incorporating leading lines, you can create a visual journey through your photo.



Photo by: SZteven-Kamenar

Frame Within a Frame: Another powerful way to add depth is by using elements within the scene to create a natural frame around the subject. For example, you might photograph a person standing in an archway or looking out of a window. This technique not only draws attention to the subject but also emphasises depth.



Photo by: Garon Piceli

Layering with Focus: Selective focus allows you to emphasise certain layers while softening others. For instance, you might choose to keep the foreground in sharp focus and blur the background slightly. This helps guide the viewer's attention while still retaining a sense of depth in the scene. Many photographers use this technique in portrait photography, where the background is softly blurred to emphasise the person.

Mastering layers and perspective in photography is an excellent way to take your compositions to the next level. By carefully arranging the foreground, middle ground, and background, you can create dynamic images that engage your viewers. Whether you are shooting landscapes, portraits, or street photography, understanding how to use depth will help you capture more immersive and visually stunning photos.

Next time you are out with your camera, think about how you can use these techniques to create a sense of space and perspective. Your photos will feel richer, more layered, and ultimately more captivating.



Photo by: Sasin Tipchai

Mastering layers and perspective in photography is a key technique for elevating your compositions. By arranging elements in the foreground, middle ground, and background, you can create dynamic images that engage your audience and add depth to your photos. This approach draws viewers into the scene, making them feel part of the moment. Whether shooting landscapes, portraits, or street photography, using depth effectively can greatly enhance your images.

For instance, in landscapes, placing objects in the foreground guides the viewer's eye, creating a more immersive experience. Portraits benefit from depth by isolating the subject, while layering in street photography allows for richer visual storytelling.

Next time you are shooting, think about how you can apply these techniques to create more engaging, layered, and captivating photos.



The Dhunuchi Dance: A Unique Tradition of Durga Puja

The stunning visual spectacle of the Dhunuchi Dance has been expertly captured by photographer **Ajay Parikh from Jaipur**, who has dedicated his efforts to bringing out the best in his photographs of this grand festival. Ajay's work beautifully showcases the energy, devotion, and artistic spirit of the Dhunuchi Dance, offering a unique visual narrative that reflects the cultural essence of Durga Puja. His exclusive collection of photographs has been shared with **JPC Magazine**, allowing readers a rare glimpse into the heart of this cherished celebration.

Ajay Parikh's photography adds another layer of appreciation to this festival, ensuring that the beauty and vibrancy of Durga Puja can be enjoyed by audiences far and wide.

The Dhunuchi Dance is a vibrant and culturally rich tradition performed during the Durga Puja festival, a major celebration that originated in West Bengal, India, but is now observed with great devotion around the world. This energetic dance is performed as part of the arti (a ritualistic worship ceremony) and involves using a special incense burner called the **dhunuchi**.

What is a Dhunuchi?

A **dhunuchi** is a traditional Bengali incense burner made of clay. It is filled with burning coconut husk, camphor, and dhuno, a type of incense crafted from the resin of the sal tree. The aromatic smoke produced by the dhunuchi adds a spiritual and festive atmosphere to the ritual. During Durga Puja, devotees offer this incense as a symbol of purity and devotion.



Ajay Parikh
Instagram: [ajayparikh103](#)

The Dance and Its Elements

One of the most captivating aspects of Durga Puja is the **Dhunuchi Naach** (Dhunuchi Dance), performed during the arti. Devotees, both men and women, take part in this dance, holding one, two, or even three dhunuchis at a time while swaying to the rhythmic beats of the dhak, a large, traditionally decorated drum. The dance is not only a physical display of devotion but also a celebration of art and culture.

The movements of the Dhunuchi Dance are filled with energy and passion, reflecting the fervour with which people worship Goddess Durga during the festival. The dancers often move in sync with the pulsating beats of the dhak, creating a mesmerising spectacle for onlookers. The swirling smoke, rhythmic beats, and colourful attire of the performers come together to create a magical and deeply spiritual experience.

A Celebration of Devotion and Joy


Though Durga Puja has its roots in West Bengal, it has spread across India and the world. Wherever it is celebrated, the Dhunuchi Dance remains a central and cherished part of the festivities. It beautifully combines devotion, artistry, and the joy of community celebration.

For many, participating in or watching the Dhunuchi Dance is one of the highlights of the Durga Puja festival. It represents not only a deep spiritual connection to the divine but also the rich cultural heritage of Bengal, which has found resonance globally.





The Art of Movement: Photographing Garba with Slow Shutter Magic



Narayan D Patel
Instagram: narayand.patel

Garba, a traditional dance form from Gujarat, India, is known for its vibrant energy, colourful costumes, and rhythmic circular movements. This joyous celebration, usually performed during the nine-day festival of Navratri, offers an extraordinary subject for photographers seeking to capture the essence of movement, culture, and emotion. For a photographer, Garba is more than just a cultural event-it is a dance of light, colour, and motion that tells a story through every twirl, step, and smile.






From a photographer's point of view, Garba presents both a challenge and an opportunity. The dancers move in unison, often creating a swirl of colours as they rotate to the beats of traditional drums and folk songs. For many, freezing a fast-moving dance in an image might seem the natural choice. But Narayan D Patel, a photographer from Vadodara, offers a unique perspective. He uses slow shutter speeds and motion blur to portray the fluidity of Garba.

Narayan's technique creates a sense of flow, showing how dancers become part of a larger rhythm, almost blending into one another. By setting his camera to a slower shutter speed, Narayan allows the dancers' movements to blur, creating dynamic and dreamy effects. In his photos, the vibrant costumes of reds, blues, and yellows seem to paint the frame, capturing the energy and spirit of Garba in a way that static shots cannot.

This motion blur technique highlights the continuous, circular nature of Garba. Instead of stopping the action, it conveys the sense of movement over time, showing the viewer what it feels like to be in the middle of a Garba circle. The blur of the dancers' bodies against the stillness of their faces, or the surrounding space, adds depth and a unique sense of artistic beauty.



For photographers, Garba is not just about documenting an event. It is about understanding the rhythm, the joy, and the cultural significance behind each spin. By experimenting with techniques like Narayan D Patel's use of slow shutter speeds, photographers can capture not just the form of Garba, but it's very soul.



HOW TO SUBMIT PHOTOGRAPHS FOR AN EXHIBITION

Expert Tips for Photographers

Anil Khubani, the Editor of JPC Magazine, emphasises the significance of photography exhibitions as a vital platform for photographers to showcase their creative work to a larger audience. These exhibitions offer photographers a unique opportunity to gain visibility and recognition in the art community. However, many photographers, despite having impressive portfolios, struggle when it comes to submitting their images for exhibitions or contests. The process can be daunting, and failure to meet selection criteria often results in missed opportunities.

With over 15 years of experience in organizing exhibitions, hosting photo contests, and curating collections, Khubani has noticed a recurring issue. Many talented photographers are unable to present their work simply because their submissions do not align with the expectations of exhibition organizers or contest judges. This common obstacle prevents even the most skilled artists from reaching the wider audience they deserve.

In this article, Khubani shares valuable insights from seasoned judges and professional photographers within the industry. These expert viewpoints are intended to help photographers understand the key dos and don'ts of image submissions. By following these guidelines, photographers can improve their chances of having their work selected and featured in prominent gallery displays.

Photography Is Personal, but Judging Is Inevitable

Insights from Vimal Parmar, Marketing Consultant and Imaging Industry Veteran



Vimal Parmar
Independent Marketing
Consultant
Instagram
vimalparmar

Vimal Parmar, an independent marketing consultant with over 40 years of experience in the imaging industry, has served on numerous judging panels. He often emphasises that photography is deeply personal. "I have no right to judge someone's emotional expression through their images," he says. Photography is not a straightforward equation like

$2 + 2 = 4$. Each image carries its own unique emotion, which may not resonate with the judge, introducing an element of personal bias into the process.

However, since judging is a necessary aspect of photography competitions, Parmar highlights three key factors that, for him, makes an image stand out:


Uniqueness: What sets an image apart is its ability to present a fresh perspective. Even without technical perfection, an image can stand out if it offers a creative or unconventional approach, drawing viewers in with its originality.

Emotion: A powerful photograph evokes a reaction from its audience, whether it is joy, sadness, curiosity, or awe. The ability of an image to connect with viewers on an emotional level often outweighs its technical aspect. It is the feeling conveyed through the photograph that can leave a lasting impression.

Composition: The way elements are arranged in a photograph plays a crucial role in guiding the viewer's eye. Strong composition creates balance and harmony, helping the image tell a story. Whether using the rule of thirds, leading lines, or framing, effective composition adds depth and structure to a photograph, making it visually engaging.

Content and Composition: The Core of a Winning Photograph

Dinesh Khanna, Senior Photographer



Dinesh Khanna
Senior Photographer
Instagram
onlydineshkhanna

Dinesh Khanna, with over 30 years of industry experience, underscores the importance of content and composition. When judging photographs, he pays special attention to:

Theme Relevance: Photographs must be in line with the exhibition’s theme. Submitting images that do not resonate with the theme is one of the most common reasons for disqualification.

Composition: A photograph should be visually engaging and impactful, drawing the viewer’s eyes into the frame.
Technical Soundness: Poorly exposed or unfocused images can detract from the overall quality, no matter how compelling the content might be.

Khanna’s key advice is simple: photographers must ensure that their submissions are technically polished and aligned with the theme of the exhibition.

Avoid Self-Obsession: Broaden Your Vision

Umesh Gogna, Photographer and Mentor



Umesh Gogna
Photographer & Mentor
Instagram
umeshgogna

Umesh Gogna, a seasoned photographer and mentor, believes that many photographers fail to broaden their perspectives because they are too focused on their own work. This often leads to submissions that seem strong to the photographer but do not resonate with the jury. To avoid this, Gogna recommends:

Subject Relevance: Always check whether your photograph fits the subject matter of the exhibition. For example, submitting a human element photograph for a landscape-themed

exhibition will likely result in rejection.
Innovation: Judges have seen thousands of images. A winning photograph should offer something new, even on a well-worn theme.

Technical Excellence: Make sure the basics, such as focus and exposure, are in order before submitting.

By studying the work of other photographers and attending exhibitions, photographers can refine their vision and ensure their submissions stand out.

A Photographer Is More Than Just One Picture

One of the most striking pieces of advice came from Umesh Gogna. He argues that photography is not about one iconic moment or a single photo; it is about building a portfolio that tells a story across multiple images. Whether working within a single theme or across multiple subjects, photographers should aim to demonstrate versatility, creativity, and consistency.

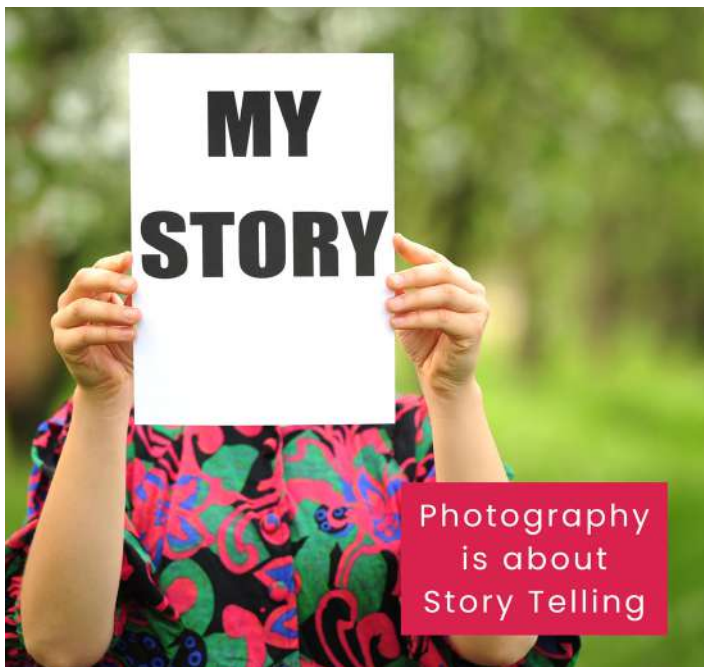
Originality Matters: Let Your Work Speak

Dharmendar Kanwar, International Travel Writer



Dharmendar Kanwar
International Travel Writer
Instagram
deekanwar

Dharmendar Kanwar is a distinguished travel writer and heritage conservationist, renowned for her in-depth con-



tributions to the tourism industry in Rajasthan. Over her illustrious career, she has worked with major national publications, created award-winning content for Rajasthan Tourism, and authored multiple books, including two notable biographies of Rajmata Gayatri Devi of Jaipur.

When it comes to photography, Kanwar underscores the importance of originality. In her view, the most captivating photographs are those that don't rely heavily on digital enhancements or excessive post-processing. As a travel writer who often incorporates visuals into her storytelling, Kanwar believes that a photograph should be compelling enough to stand on its own without the need for excessive filters or over-editing.

Kanwar explains, "A photograph should be interesting enough to draw attention on its own merit." Over-processing with filters or digital tools can strip a photograph of its authenticity, making it lose the natural essence that first attracted the photographer to capture the moment.

Key Tips for Photographers:

Show Originality: Do not rely on heavy editing or artificial enhancements. Instead, aim to keep your images as close to their natural state as possible, allowing their authenticity to shine through.

Offer Something New: With the flood of images seen in today's digital world, offering a fresh perspective is crucial. Whether it is a unique take on a well-known subject or a rare, fleeting moment, originality is what will help your work stand out against repetitive themes.

Her philosophy is clear: originality and simplicity go hand in hand. By maintaining the natural essence of a photograph and offering a fresh perspective, photographers can ensure their work stands out in exhibitions, without the need for over-editing or artificial enhancements

A Picture That Tells a Story

Sudhir Kasliwal, Art Connoisseur & Senior Photographer



Sudhir Kasliwal
Art Connoisseur & Senior
Photographer
Instagram
[sudhirkasliwal](#)

Sudhir Kasliwal is not only a celebrated jeweller from the prestigious Gem Palace family but also an accomplished photographer with a deep connection to his native Rajasthan. His fascination with photography began as a hobby, soon evolved into a lifelong pursuit, focusing on capturing the everyday beauty of Rajasthan's landscapes, people, and festivals. His intimate knowledge of the region has enabled him to offer a unique and authentic

perspective through his lens, and his works have been featured internationally in various leading publications.

Kasliwal believes that a photograph should tell a story without the need for captions. For him, the true beauty of photography lies in its ability to convey emotions, perceptions, and narratives without the crutch of words. He explains, "A photograph should show perception and convey emotion without needing a lengthy explanation." By doing so, the image retains its power and authenticity, allowing the viewer to experience the story in their own way.

Sudhir Kasliwal also warns against the risks of over-editing. In his view, excessive manipulation of an image can strip it of its raw essence and dilute the message it was meant to convey. Instead, he advises photographers to focus on basic editing techniques that enhance, rather than distort, the image:

Dodging: Lighten specific areas to draw attention.

Burning: Darken areas to add depth and mood.

Cropping: Remove unnecessary elements to improve composition.

These simple tools can significantly improve an image while maintaining its authenticity and emotional impact. Kasliwal's approach is rooted in preserving the natural beauty and honesty of the photograph, ensuring that it remains a powerful, standalone piece of art

Submitting for Success

The insights shared by these industry veterans all point to one fundamental truth: submitting photographs for an exhibition is more than simply picking your favourite images. Photographers must be mindful of theme relevance, technical execution, and composition. Innovation and originality are key, and over-processing should be avoided. Most importantly, photographers should strive to create bodies of work that reflect their unique vision and perspective.

When you approach your next exhibition, remember these tips. Review the theme, ensure your technical details are flawless, and aim to bring something new and impactful to the table. With these steps in mind, your chances of success will significantly increase.



Uditi Khabre in

Road to JPC 12th Annual Photo Exhibition Capturing Jaipur's Morning Charm

The Road to JPC 12th Annual Photo Exhibition kicked off with an exciting photo walk at Chaura Rasta, Jaipur, on Sunday, 6th October. Enthusiastic photographers gathered at 7:00 AM, ready to explore the Pink City and capture its vibrant morning life.

The walk took participants through the lively streets and hidden lanes of the Pink City, offering an opportunity to document Jaipur's rich heritage, its bustling local markets, and the unique charm of the city waking up to a new day.

The photographers clicked everything from intricate architecture to candid street scenes, capturing the true essence of the old city.

Before the walk, participants were briefed about the kind of photographs they should submit for the upcoming JPC 12th Annual Photo Exhibition. Key points included:

Theme and Storytelling: Submissions should reflect compelling narratives or showcase meaningful themes.

Technical Mastery: Emphasis was placed on sharpness, lighting, and overall composition.

Artistic Perspective: Encouraging photographers to showcase their creativity and unique viewpoints.

The participants left with an enriched experience, a collection of stunning shots, and valuable insights for submitting their work to the exhibition. The walk was not just about photography, but also about connecting with fellow photographers and exchanging ideas to elevate their craft.

With the photo walk as a perfect prelude, we are eager to see the breathtaking submissions for this year's exhibition!



QooCam 3 Ultra: A Game-Changer in 360-Degree Photography

The world of 360-degree photography and videography is advancing rapidly, and the QooCam 3 Ultra is at the forefront of this evolution. This latest model has garnered attention from photography enthusiasts for its impressive features and performance.

Stylish Design and Reliable Build

The QooCam 3 Ultra stands out with its sleek, modern design. Lightweight yet durable, it's the perfect companion for creators on the go. Its water-resistant body ensures that it can handle unpredictable environments, making it ideal for adventure lovers.

Exceptional Performance

Performance is where the QooCam 3 Ultra excels. With its dual-lens system, it captures stunning 8K video and sharp 30-megapixel images, offering breathtaking results. The camera's advanced stabilisation ensures smooth, high-quality footage, even during action-packed moments.

The seamless 360-degree stitching of footage is another key feature. Using the intuitive companion app, editing is made simple, whether you're a seasoned professional or just beginning your journey.

User-Friendly and Versatile

Simplicity is a major advantage of the QooCam 3 Ultra. With easy-to-use controls, voice commands, and an intuitive app, capturing, editing, and sharing content has never been easier. Its wireless connectivity and live streaming capabilities make it perfect for today's fast-paced creators.

Long-Lasting Battery and Tough Durability

The long battery life allows for extended shooting sessions without the need for frequent recharges. Built to withstand tough conditions, the QooCam 3 Ultra is ideal for outdoor enthusiasts seeking a reliable camera.



Photo Credit: Kandaovr

Scan the QR code Below
to subscribe the Digital Edition



jpc.rocks



“GOOD LUCK DOESN'T
LAST FOREVER BUT
GOOD INSURANCE DOES.”

- Unknown

INSURANCE EASES YOUR
FINANCIAL BURDEN DURING
EMERGENCIES.

INSURANCE IS A SUBJECT MATTER OF SOLICITATION. THIS IMAGE IS FOR EDUCATION & AWARENESS PURPOSE ONLY.

Life Insurance | Personal Accident | Health Insurance
Mutual Funds | All Other Insurances & Investment Products

Rakesh Kumar Jain

theфинancedost +91 82094 35281
theфинancedost2023@gmail.com

Check out
our YouTube
Channel



|| **Sukriti** ||
By P.L.D.

Art | Fashion | Craft
Retail | Customize | Sale

With an Age Old Legacy of Textile
Trade and the new boost of
Energy into developments,
we are into Trade Forms of
Manufacturing, Trading, Exports
and Agencies.



@sukritijpr

R.D. Lifestyles, D-89, Janpath,
Shyam Nagar, Jaipur-19
E-manishrdjpr@gmail.com
www.sukritishop.com
M- +91 98290 95493, 98283 84123



SBMFA Financial
Services Pvt. Ltd.

A company registered under Companies Act, 2013

ग्रुप लोन | पर्सनल लोन | एजुकेशन लोन | शॉपकीपर लोन
गोल्ड लोन | व्हीकल लोन इन सभी लोन की सुविधा दी जाती है



सस्ते और रीजनेबल ब्याज रेट में

114-115, Pushp Enclave, Sector – 5, Pratap Nagar Tonk Road Jaipur – 302033, Rajasthan
Contact : +91 94603 42777 | Email : sbmfa.finserv@gmail.com



Canon

Delighting You Always

CELEBR8

the **MAGICAL**

INDIAN WEDDING

WITH **EOS R8**



The ideal content creation tool for photographers and videographers who need something light, minimalist, powerful yet portable and future-proof.



FLUTED PANELS

Our Range

- SPC Flooring
- Stone Vaneers
- Laminate Flooring
- Fluted Panels
- Translucent Stone Veneers

Fluted Panels Specifications

- 12mm Thick
- Long Lasting
- Maintenance Free
- For Interiors & Exteriors
- Excellent Look and Feel

Classical Surfaces
FUSION WITH NATURE

Contact:- +91 9784243399 +91 9928014491
E-mail:- nakul@earthstoneglobal.co.in
Website:- www.classicalsurfaces.com

Scan for more
Information

