

JPG MAGAZINE

www.jpc.rocks

Vol 1 . Issue 10. June 2024

THE RAW DEBATE

Apni Toh Paathshala

By Vimal Parmar

Photographer's

Profile

Vinod Kumar Peta

Lens Review

Sigma 24-70mm
f2.8 DG DN II

Photo Array

Shaam-e-Jaipur

Nature Walk
at Smriti Van

Published by


voilà

voilaindia.com

Scan to visit
our website



 jaipurphotographersclub

 jaipurphotographersclub



awdhesh kumar
HAND BLOCK PRINTS
www.awdheshkumar.in

Available at
www.awdheshkumar.in



Scan for more
Information

President Award in Hand Block Printing

Near Sanganer Flyover, towards Sanganer

✉ info.awdheshkumar@gmail.com

☎ 8769357552, 0141-2790968



Editor's Note

Dear Readers,
 As photographers, we are genuinely privileged to look through our lens and marvel at nature’s wonders, but with that privilege comes a responsibility. It is up to us to assist in protecting the environments that we love. It reiterates that we should take good care of nature and reduce our footprints in the ecosystem. Let us take an oath to use less plastic and not litter in all our photographic journeys. Small steps, like carrying reusable containers, are surely going to help. Together, we inspire others to appreciate and protect the landscapes we love to photograph. Thank you for being on this journey together. Let us continue to capture the beauty of nature and try our very best to save and protect it for future generations. As we unveil the tenth issue of JPC Magazine, we extend heartfelt gratitude to our contributors, advertisers, readers, and team for their unwavering support and enthusiasm.

Anil Khubani

Anil Khubani
 Founder and Editor
 JPC Magazine



Purvi Khemani
 Assistant Editor

Our Team

Design, Website & Social Media

Voila | Purvi Khemani, Ajay Saini
www.voilaindia.com

Cover Photo by: Gunjan Sharma

Contributors

Ajay Parikh
 Anil Khubani
 Aryaman Jain
 Brenal Khatri
 Dinesh Khanna
 Dr. Manoj Meena

Ramakant Sharda
 Shailendra Bais
 Simran Kanwaria
 Vimal Parmar
 Vinod Kumar Peta

Website
www.jpc.rocks

Editorial Office
 4-Da-5, Jawahar Nagar, Jaipur 302004

Advisors



Dharmendar Kanwar
 International Travel Writer
 Instagram- deekanwar



Dinesh Khanna
 Freelance Photographer
 Instagram- onlydineshkhanna



Vimal Parmar
 Independent Marketing
 Consultant
 Instagram- vimalparmar

JPC Magazine is published & promoted by VOILA, Jaipur

Contents

- 5 Guest Article: Dinesh Khanna
- 6 Apni Toh Paathshala
- 8 The Raw Debate
- 11 Foundation Day Photo Contest
- 12 Photographers' Profile
- 14 Photo Array
- 18 Shaam-e-Jaipur: Photo Walk
- 19 Nature Walk at Smriti Van
- 20 Udti Khabrein



Canon
Delighting You Always

CELEBR8
the **MAGICAL**
INDIAN WEDDING
WITH **EOS R8**



The ideal content creation tool for photographers and videographers who need something light, minimalist, powerful yet portable and future-proof.

Guest Article

Dinesh Khanna, a seasoned freelance photographer with over 30 years of experience, boasts a diverse portfolio spanning commercial and personal projects. He specializes in capturing food, people, and interiors for advertising and corporate clients, while also engaging in visual documentation for NGOs. His personal work has been celebrated in acclaimed books such as 'Bazaar' and 'Living Faith.' Notably, he recently collaborated on projects commissioned by the Rashtrapati Bhawan and Sahapedia, producing books like "Right of the Line - The President's Bodyguard" and "Life in Rashtrapati Bhawan."



Dinesh Khanna
(Gurugram)
Instagram: onlydineshkhanna

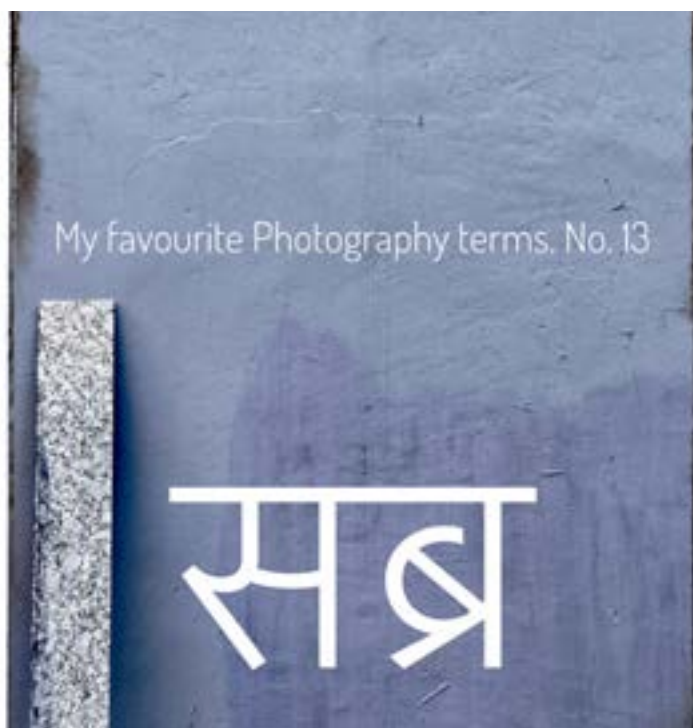
Dinesh's work has been exhibited in solo and group shows worldwide, from Delhi to New York. Additionally, he is a Managing Trustee of Nazar Foundation, a Co-founder of the Delhi Photo Festival, a Photography Curator for the Serendipity Arts Festival, and an Advisor for JPC Magazine. Dinesh has also shared his expertise by teaching Photography at institutions like Ashoka University, The One School in Goa, and MICA in Ahmedabad. He currently serves as a Director of the Dhrish Academy of Photography at the Museo Camera, conducts courses and workshops, and acts as a Visual Consultant with Sahapedia.

Coming to terms with Photography

A series of photography terms by Dinesh Khanna

Having spent around 5 decades with Photography, more than 3 of them as a professional, I feel that it has not just been a way of life, but also my main form of expression.

However, while teaching the medium or speaking about my journey I find that getting into lengthy explanations is rather



reductive, whereas there are certain words, which do a great job of explaining one's engagement. And, somehow, the words that come to mind are either in Hindi or Urdu. Not English. I don't know how to explain this. It just is. Nor am I going to explain the words. They just are.

Apni Toh Paathshala



Calling smartphone photographers. It is time to level up your photography game!

Discover the transformative power of dedicated cameras to unleash your creativity with superior image quality, creative control, interchangeable lenses, and more!

Vimal Parmar

Independent marketing consultant and digital print evangelist with over 40 years of experience in the imaging industry.

Are you an amateur photographer with a passion for capturing breathtaking moments?

Are you tired of the limitations of your smartphone camera? Ready to explore the world of photography with a new perspective? Then hear me out! As an avid photography lover and a journalist in the photo imaging space, I want to share my thoughts on why investing in a DSLR or mirrorless camera can take your skills to the next level, even if you are just starting as an amateur photographer. And no, this post has not been sponsored by any camera manufacturer - This is my genuine belief!

So, the question is, why a DSLR or a Mirrorless Camera Is

Essential for Amateurs?

While smartphones have made photography more accessible than ever, they still have their limitations. A dedicated camera opens a world of creative possibilities.

Here is why:

Image Quality That Astounds: While smartphone cameras have improved over the years, they still cannot match the image quality produced by DSLR or mirrorless cameras. With larger sensors, superior optics, and advanced image processing capabilities, these cameras deliver sharper details, vibrant colours, and better dynamic range.



Your photos will truly come to life, allowing you to capture the world in all its glory!

Creative Control: DSLR and mirrorless cameras offer a wide range of manual settings, allowing you to have complete control over your photography. Adjusting the aperture, shutter speed, and ISO gives you the power to experiment with depth of field, freeze motion, or create stunning long exposures. Unleash your creativity and turn your vision into reality!

Interchangeable Lenses: One of the biggest advantages of DSLR and mirrorless systems is the ability to switch lenses. From wide-angle to telephoto, macro to portrait, each lens



offers unique perspectives and capabilities. You will be able to capture a variety of subjects, from sweeping landscapes to close-up details, like never before. It is like having a whole arsenal of tools at your disposal!

Low-Light Performance: Ever struggled to capture clear and noise-free images in low-light conditions with your smartphone? DSLR and mirrorless cameras excel in this area, thanks to their larger sensors and better noise-handling capabilities. Whether it is a cityscape at dusk or a starry night sky, you will be able to capture stunning shots with ease, even in challenging lighting situations.

Learning and Growth: Investing in a DSLR or mirrorless camera is an investment in your photography journey. These cameras offer a plethora of features and settings to explore, allowing you to dive deeper into the art of photography. As you learn and grow, you will develop a deeper understanding of composition, exposure, and various techniques. It is a fulfilling and rewarding experience that will take your skills to new heights!

Unleash Your Inner Cinematographer: Are you interested in exploring the world of videography? DSLR and mirrorless cameras are not only excellent for still photography but also for capturing breathtaking videos. With their ability to record in high-resolution formats, manual control over exposure and focus, and the option to use various lenses, you can

bring your storytelling skills to life and create professional-looking videos that will leave your audience in awe.

Stunning Prints, Bigger Impact: One of the most gratifying aspects of photography is seeing your work in print. And when it comes to creating large prints that truly make a statement, DSLR and mirrorless cameras have a distinct advantage. With their larger sensor sizes and superior image quality, these cameras capture an abundance of detail, allowing you to produce stunning, high-resolution prints with exceptional clarity and colour accuracy. Whether you want to showcase your photographs in galleries, adorn your walls with breathtaking landscapes, or create a portfolio that leaves a lasting impression, the power of a DSLR or a mirrorless camera will elevate your prints to a whole new level of visual impact.

You do not need to be a professional photographer to enjoy the benefits of a DSLR or a mirrorless camera. These powerful devices are designed to enhance your photography, whether it is a hobby or a serious pursuit. So why limit yourself to smartphone limitations when you can unlock your true photographic potential?

Moreover, it is not about breaking the bank with the most expensive camera out there. Starting your photography journey with an entry-level DSLR or mirrorless camera from any reputable brand is more than sufficient to ignite your passion and learn the fundamentals. While a mirrorless camera offers some advantages, both options will provide you with ample room to grow and explore different genres of photography. Take the time to gather experience, experiment with different techniques, and discover your unique style. After a year or two, once you have a better understanding of your interests and preferences, you can consider upgrading to a dedicated kit that aligns with your specific needs. The key is to embrace the joy of learning, allow your skills to evolve, and let your passion guide you on the path to becoming a truly exceptional photographer.

Remember, this post has not been sponsored by any brand - it is my genuine belief that investing in a DSLR or a mirrorless camera can transform your photography experience. So, if you are serious about photography, take the leap, and embrace the world of dedicated cameras. Unleash your creativity, capture stunning images, tell stories, create art that will last a lifetime and embark on an exciting journey of learning and growth.

Expert Says

"You don't make a photograph just with a camera. You bring to the act of photography all the pictures you have seen, the books you have read, the music you have heard, the people you have loved."

— Ansel Adams



The RAW Debate

RAW vs. JPEG: Should Photographers Give RAW Files to Clients?

By Anil Khubani

When it comes to photography, one debate that often arises is whether photographers should give RAW files to their clients. This question divides photographers, with some firmly believing in keeping RAW files with themselves and others open to sharing them under certain conditions. The issue is not just about file types, but also about artistic control, client expectations, and the protection of creative work. Photographers worry about how their unedited images might be used or altered, potentially affecting their reputation. Clients, on the other hand, might want the flexibility to edit photos themselves or ensure they have all original materials. Let us explore these differing viewpoints to understand why this topic remains a hot discussion in the photography community.

Before that let us explore what RAW & JPEG Photographs really mean.

RAW files are like digital negatives. They capture all the data from the camera sensor without any in-camera processing. RAW files provide the highest possible quality and flexibility for editing. RAW files are much larger compared to JPEGs, which means they take up more storage space. One needs special software like Adobe Lightroom or Photoshop to process and edit RAW files. RAW Files cannot be printed directly; they need to be converted to JPEG, TIFF or PDF if one is looking to make prints out of it. Most photographers are known to prefer JPEG.

JPEG files are processed compressed files either in-camera or using software. They are smaller, making it easier to store and share. They have less data compared to RAW files, which means less flexibility in post-processing. JPEGs can be opened and viewed on almost any device without special software.

The Debate: To Share RAW Files or Not?

Some photographers believe in sharing RAW files with clients, while others prefer to only deliver JPEGs. Here are a few perspectives from photographers on both sides of the debate.

Transparency: Some photographers feel that sharing RAW files offers transparency. Clients can see the unedited images and understand the editing process.

Client Preference: Some clients, especially those who are knowledgeable about photography, might prefer having RAW files to do their own editing.

The Agreement between Photographer and Client:

A clear agreement between the photographer and the client is crucial to avoid misunderstandings and protect both parties' interests. Here is what a typical agreement might cover:



Raw File



Edited File

Scope of Work: This defines what the photographer will deliver, including the number of images, the type of event or session, and any specific requirements the client has.

File Formats Provided: The agreement should clearly state which file formats will be delivered. For example, it may specify that the client will receive edited JPEG files but not RAW files unless specifically requested and agreed upon.

Usage Rights: This section details how the client can use the images. It might allow for personal use only, or it could extend to commercial use, depending on what is negotiated.


Copyright Ownership: Typically, the photographer retains the copyright to the images. This means they have the right to use the images for their own purposes, such as in portfolios or marketing materials, unless otherwise specified.

Editing and Retouching: It is important to outline what level of editing and retouching is included. This can prevent disputes about what is considered standard editing versus additional work that might incur extra charges.

By clearly defining these terms, the agreement helps ensure that both the photographer and the client have a mutual understanding of the services to be provided, the rights each party has, and the expectations regarding deliverables and usage.

Why photographers are against sharing RAW Files:

Professional Control: Many photographers argue that sharing RAW files means giving up creative control. They believe the final images should reflect their artistic vision and editing style.



Quality Assurance: By only delivering JPEGs, photographers can ensure the final images meet their quality standards.

Complexity for Clients: RAW files require special software to view and edit. Not all clients have the necessary tools or

knowledge to handle RAW files properly.

What do some photographers have to say?

Ankur Jain: “Instead of raw, full-size TIFF with a neutral profile or even lossless/lossy converted DNG can be given if the client insists. That way, RAW can be retained and clients can have the option of their own editing. RAW can be losslessly converted to DNG, but DNG cannot be converted back to the original RAW format. This way, one can still retain the original RAW.”

Pramod Ladiwala: “One should not give RAW files unless 100% sure. The biggest problem is copyright, and many people sell them as NFTs. Not all photographs go for awards, and one should protect their hard work.”

Pushpdeep Pandey: “I have never shared RAW files with clients simply because RAW is a digital negative, and its technical nature is such that its one and only goal is to maximise the data collected. It is not meant to look beautiful, nor is it meant to accurately represent the scene. This data in a RAW file is collected so that the photographer can choose what data to retain and what to throw away when they’re exporting a JPEG file from the editor of choice (LR/PS etc.)”



The decision to share RAW files or not ultimately depends on the photographer’s philosophy and the client’s needs. RAW files offer more flexibility but require expertise to handle, while JPEGs are ready-to-use and universally compatible. Whether to share RAW files is a personal choice each photographer must make based on their workflow, client relationship, and professional standards. A well-defined agreement can clarify these decisions and protect the interests of both the photographer and the client, ensuring a smooth and professional working relationship. As we have seen, many photographers opt to retain control over their RAW files to protect their creative work and ensure the quality of the final product.

SHYAM DIGITECH

SONY Camera & Lenses
Distributor for Rajasthan

No.1
FULL-FRAME
CAMERA BRAND



SONY ZV-E10 Mirrorless Camera Body Only Vlog Camera



α7R V



α7R III




α7S III



α7 III

Contact: +91 98280 24231

Address: Morija Tower, Indira Bazar Rd, Jaipur, Rajasthan 302001



**Custom Website and
App Development
Services**

 www.w3care.com

 263/845 Pratap Nagar, Jaipur, Rajasthan, india- 302033

 **+91-9352680033**

JPC MAGAZINE
Rajasthan's 1st Photography Magazine



15TH FOUNDATION DAY CONTEST

14TH JUNE - 30TH JUNE 2024

GET FEATURED IN JPC MAGAZINE SPECIAL ISSUE



SCAN TO
PARTICIPATE &
OTHER DETAILS

WWW.JPC.ROCKS

Photographer's Profile



Vinod Kumar Peta
Hyderabad, Telangana

Instagram:vinod_kumar_peta

Vinod Kumar Peta's journey into the captivating realm of photography commenced amidst the era of negative film, shaping his artistic vision and honing his craft. Hailing from Hyderabad, India, Vinod has carved a distinguished path as a versatile artist, with a rich background as a photo-journalist spanning nearly ten years across various esteemed regional media platforms. He joyfully delves into diverse subjects and styles, from landscapes to nature and travel, driven by an unwavering passion for his craft. Throughout his journey, Vinod has garnered several acknowledgments, including International distinctions such as EFIAP/B, EFIP, AIIPC, ASAP. However, photography for him is not just a profession but a passionate endeavour, a relentless pursuit to capture the beauty and essence of the world.





Photo Array



Nikon D750
EXIF - 200mm, f/4, Shutter 1/1600, ISO 1000




Nikon D750
EXIF - 200mm, f/3.5, Shutter 1/800, ISO 100



Nikon D750
EXIF - 500mm, f/5.6, Shutter 1/600, ISO 2000



Aryaman Jain
Chandigarh
Instagram: aryamans_photography



Brenal Khatri
Ahmedabad
Instagram: photoroom_brenalkhatri

Canon EOS 700D
EXIF - 600mm, f/6.3, Shutter 1/80, ISO 3200

Photo Array



Nikon D7100
EXIF - 440mm, f/5.6, Shutter 1/2000, ISO 440



Nikon D7100
EXIF - 500mm, f/8, Shutter 1/2500, ISO 400



Ajay Parikh
Jaipur
Instagram: [ajayparikh103](https://www.instagram.com/ajayparikh103)



Nikon D7100
EXIF - 42mm, f/8, Shutter 1/250, ISO 100

Photo Array



Sony DSC RX 10M4
EXIF - 144 mm, f/4.0, Shutter 1/4000, ISO 1000



Sony DSC RX 10M4
EXIF - 600 mm, f/4.0, Shutter 1/800, ISO 320




Sony DSC RX 10M4
EXIF - 600 mm, f/4.0, Shutter 1/500, ISO 640



Sony DSC RX 10M4
EXIF - 330 mm, f/4.0, Shutter 1/500, ISO 6400



Sony DSC RX 10M4
EXIF - 144 mm, f/4.0, Shutter 1/4000, ISO 1000




Shailendra Bais
Jaipur
Instagram: shailendra.bais.77

Photo Array



Realme X7 Max



Realme X7 Max



Realme X7 Max



Simran Kanwaria
Jaipur
Instagram: simran_kanwaria
June 2024



Shaam-e-Jaipur: "MAA" A Mother's Day Photo Walk



5 May 2024, Jaipur Photographers' Club organised a special photo walk titled "MAA" under "Shaam-e-Jaipur" Series. An evening photo walk to celebrate the beautiful bond between mothers and their children. The walk started from the famous Hawa Mahal, a stunning palace known for its unique architecture. From there, participants strolled through the lively Tripolia Bazar, filled with colourful shops and vibrant street life, before finally reaching Badi Chaupar, a bustling square at the heart of Jaipur.

Photographers of all skill levels joined the walk, each eager to capture the special moments shared between mothers and their children. The theme of the walk was simple yet profound: to highlight the love, care, and joy that define the mother-child relationship.

The walk was not without its challenges. The bustling streets

and the constant movement of people made it difficult to get the perfect shot. However, this only added to the excitement and creativity of the participants. Each photographer had to find unique angles and moments that truly captured the essence of the day.

Despite the challenges, the results were stunning. Participants managed to capture heartfelt moments of laughter, tender hugs, and playful interactions between mothers and their children. The photos taken during the walk highlighted the warmth and love that make Mother's Day so special.

Shaam-e-Jaipur was not just a photo walk; it was a celebration of family and the irreplaceable bond between a mother and her child. The event brought people together, encouraging them to see and appreciate the small yet significant moments of everyday life.

This Mother's Day, through the lens of their cameras, participants were able to honour and celebrate the incredible women who mean so much to us all.



Nature Walk: A Beautiful Morning at Smriti Van



On May 19, 2024, the Jaipur Photographer's Club (JPC) organised a delightful photo walk at Smriti Van, one of Jaipur's best natural habitats. This special event brought together photographers and nature lovers for an inspiring morning.

The participants gathered early in the morning, eager to explore and capture the beauty of nature. Anil Khubani, landscape photographer, began the day with a brief but insightful session on landscape photography. He shared tips and techniques that would help everyone take better photos of nature.

Smriti Van, also known as the Pink City of Jaipur's hidden gem, offered a perfect backdrop for the photo walk. The group trekked through the woods, surrounded by the lush greenery and the serene sounds of nature. As they walked, they

encountered a variety of beautiful and vibrant flora and fauna. Participants had the chance to photograph some amazing scenes and creatures. They saw peacocks with their dazzling feathers, green bee-eaters with their striking colours, and mynas and koels singing melodious tunes. The group also spotted the Indian grey tit and even a mongoose darting through the underbrush.

The photo walk was about experiencing the tranquillity and beauty of nature. Everyone left with a collection of stunning landscape photographs and a deeper appreciation for the natural world. It was a perfect blend of learning, exploration, and the joy of capturing the wonders of nature through the lens.



Udti Khabrein

Lens Review

Sigma 24-70mm f2.8 DG DN II



Sigma's top lens is getting an upgrade with the new 24-70mm F2.8 DG DN II | Art for L-Mount and Sony E-mount mirrorless cameras. This lens has been completely redesigned to use the latest technology and improve picture quality at all zoom levels. It is also lighter and smaller than the old version, and it comes with some impressive new features.

New Features

The second version of this lens now has a de-clickable aperture ring, similar to other recent Sigma lenses. There is also a new AFL button on the top of the lens barrel, making it easier to use when taking portraits. Both AFL buttons can be set to do different things through the camera's menu. The lens uses Sigma's linear HLA (High-response Linear Actuator) motor for autofocus, which is three times faster than before. The lens is weather-resistant and has a coating on the front to repel water and oil. It has a zoom lock switch that keeps it at 24mm so it does not extend on its own. The lens hood has a locking system to keep it secure.

Even with these new features, the lens is about 7% smaller



and 10% lighter than the old model, weighing just 745 grams. This makes it even easier to carry around.

Specifications

- Lens construction: 19 elements in 15 groups (6 FLD, 2 SLD, 5 aspherical elements)
- Angle of view: 84.1-34.3°
- Number of diaphragm blades: 11 (rounded diaphragm)
- Minimum aperture: f/22
- Minimum focusing distance: 17 cm (W) to 34 cm (T)
- Maximum magnification ratio: 1:2.7 (W), 1:4 (T)
- Filter size: 82mm
- Dimensions (max diameter x length): 87.8mm x 120.2mm
- Weight: 745 g



Canon is Developing the EOS R1: The First Top Model for the EOS R System



Canon Inc. has announced that they are working on the EOS R1, a new full-frame mirrorless camera. This will be the first flagship model for the EOS R System, featuring RF mounts, and it is expected to be released in 2024.

The EOS R1 is designed for professionals, combining Canon's latest technology with top-notch performance, durability, and reliability. It aims to greatly enhance the quality of

both photos and videos, meeting the high standards needed by professionals in various fields like sports, news, and video production.

This camera features a newly developed image processor called DIGIC Accelerator, alongside the existing DIGIC X processor. Together with a new CMOS sensor, this system can handle large amounts of data quickly, offering significant improvements in autofocus and other functions.

Using this new image processing system and advanced deep learning technology, the EOS R1 can recognise subjects with high speed and accuracy. For instance, in team sports where players often cross paths, the camera can keep track of the intended subject even when others move in front of them. Additionally, the AF "Action Priority" function can quickly identify and focus on the main action in unpredictable sports moments, such as a player shooting a ball, to capture key moments of the game.

The new image processing system and deep learning technology also enhance image quality. Canon has incorporated an improved image noise reduction function, previously available as PC software, directly into the camera. This further boosts image quality and supports creative expression for users.

First Self Portrait



Maharaja Bir Chandra Manikya took this picture in 1880 with the help of a black lever attached to a triggering device that used a long wire shutter control and is believed to be the first 'selfie' in India.

UPCOMING EVENTS



JAIPUR PHOTOGRAPHERS' CLUB

PHOTO WALKS



14 JULY 2024

28 JULY 2024

Scan the QR code Below
to subscribe the Digital Edition



#jpc.rocks



DOST

"It does not matter how slowly you go as long as you do not stop."
- Confucius

Invest consistently with
SIP

and build substantial wealth over time.

Mutual Fund investments are subject to market risk. Read all scheme related documents carefully.

Life Insurance | Personal Accident | Health Insurance
Mutual Funds | All Other Insurances & Investment Products

Rakesh Kumar Jain

Check out our YouTube Channel

@thefinancedost | +91 82094 33061 | Thefinancedost2023@gmail.com

moneybeing™

For All Your Financial Needs



Property Loan



Car Loan



Personal Loan



Business Loan




Credit Card



Machinery Loan



Project Financing



Insurance



Mutual Funds



Medical Equipment Loan



MoneyBeing Private Limited

Address: 501, 5th Floor, Arcade, Malviya Marg, opposite Sunny House,
Panch Batti, C Scheme, Ashok Nagar, Jaipur, Rajasthan
302001

Pankaj Mandowara

+91 9811515605

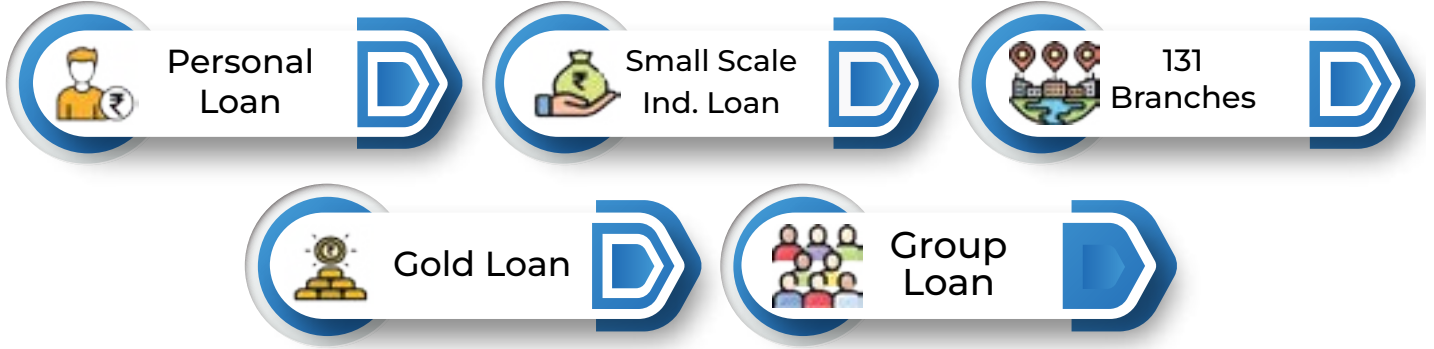
pankaj@moneybeing.in



SBMFA Financial
Services Pvt. Ltd.

A company registered under Companies Act, 2013

सस्ते और रीजनेबल ब्याज रेट में



ग्रुप लोन | पर्सनल लोन | एजुकेशन लोन | शॉपकीपर लोन
गोल्ड लोन | व्हीकल लोन इन सभी लोन की सुविधा दी जाती है

114-115, Pushp Enclave, Sector – 5, Pratap Nagar Tonk Road Jaipur – 302033, Rajasthan

Contact : +91 94603 42777 | Email : sbmfa.finserv@gmail.com



|| सुकृति ||

Art | Fashion | Craft
Retail | Customize | Sale

*With an Age Old Legacy of Textile
Trade and the new boost of
Energy into developments,
we are into Trade Forms of
Manufacturing, Trading, Exports
and Agencies.*



sukritijpr

R.D. Lifestyles, D-89, Janpath,
Shyam Nagar, Jaipur-19
E-manishrdjpr@gmail.com
www.sukritishop.com
M- +91 98290 95493, 98283 84123



Fluted Panel Specifications

2-4 mm Thick	Long Lasting
Maintenance Free	For Interiors & Exteriors
Excellent Look and Feel	

Our Range

SPC Flooring	Stone Veneers
Laminate Flooring	Fluted Panels
Translucent Stone Veneers	

Classical Surfaces®
FUSION WITH NATURE

Contact:- +91 9784243399 +91 9928014491

E-mail:- nakul@earthstoneglobal.co.in

Scan for more
 Information

