

JPC MAGAZINE

www.jpc.rocks

Vol 1 . Issue 7. March 2024

ADDA WORKSHOP
**Live Fashion
Photography
at Pushkar**

PAATHSHALA
Architectural Capture

PHOTO STORY
Col. Amit Kanwar

GUEST ARTICLE
Dinesh Khanna

PHOTO ARRAY

SACRED SPLASHES

Capturing the Spirit of Barsana's Holi Celebration

Published by

voilà

voilaindia.com

Scan to visit
our website





awdhesh kumar

HAND BLOCK PRINTS

www.awdheshkumar.in

Available at
www.awdheshkumar.in



Scan for more
Information

President Award in Hand Block Printing

Near Sanganer Flyover, towards Sanganer

✉ info.awdheshkumar@gmail.com

☎ 8769357552, 0141-2790968



Editor's Note

Dear Photography Enthusiasts,

Delving into our seventh edition, I am profoundly grateful for the remarkable response to JPC Magazine. It has been an extraordinary journey, all thanks to our valued readers, supporters, and collaborators.

Your enthusiastic engagement fuels our passion for delivering top-notch photography and storytelling. Every click of the camera and page turn reflects the vibrant community we have built together.

Heartfelt thanks to our sponsors for their unwavering support, and to the Jaipur Photographers' Club members for their ongoing inspiration.

To everyone involved, whether behind the scenes or avid readers, your contributions are deeply appreciated. Here is to celebrating the artistry, creativity, and camaraderie that define our community, and to many more captivating moments captured through the lens.

Thank you for being part of this extraordinary journey.

Anil Khubani
Founder and Editor
JPC Magazine



Purvi Khemani
Assistant Editor

Our Team

Design, Website & Social Media

Voila | Shrikant Raha, Purvi Khemani
www.voilaindia.com

Contributors

Col. Amit Kanwar
Dr. Amit Dev
Anand Thakur
Tushar Shekhawat
Souvik Adhikary

Sai Sanjay
Yash Dave
Chandan D. Naik Gaonkar
Vimal Parmar
Dinesh Khanna

Website

www.jpc.rocks

Editorial Office

4-Da-5, Jawahar Nagar, Jaipur 302004

Advisors



Dharmendar Kanwar
International Travel Writer
Instagram- deekanwar



Dinesh Khanna
Freelance Photographer
Instagram- onlydineshkhanna



Vimal Parmar
Independent Marketing
Consultant
Instagram- vimalparmar

JPC Magazine is published & promoted by VOILA, Jaipur

Contents

5 Guest Article: Dinesh Khanna

13 Architectural Photo Walk

6 Sacred Splashes:
Barsana's Holi

14 Fashion Photography
Workshop at Pushkar

8 Paathshala: Architectural
Capture

15 Centre Stage

11 From Despair to Delight: A Tale
of Gharana Wetlands

16 Photo Array

20 Udti Khabrein



Canon
Delighting You Always

CELEBR8
the **MAGICAL**
INDIAN WEDDING
WITH **EOS R8**



The ideal content creation tool for photographers and videographers who need something light, minimalist, powerful yet portable and future-proof.

Guest Article

Dinesh Khanna, a seasoned freelance photographer with over 30 years of experience, boasts a diverse portfolio spanning commercial and personal projects. He specializes in capturing food, people, and interiors for advertising and corporate clients, while also engaging in visual documentation for NGOs. His personal work has been celebrated in acclaimed books such as 'Bazaar' and 'Living Faith.' Notably, he recently collaborated on projects commissioned by the Rashtrapati Bhawan and Sahapedia, producing books like "Right of the Line - The President's Bodyguard" and "Life in Rashtrapati Bhawan."



Dinesh Khanna
(Gurugram)
Instagram: onlydineshkhanna


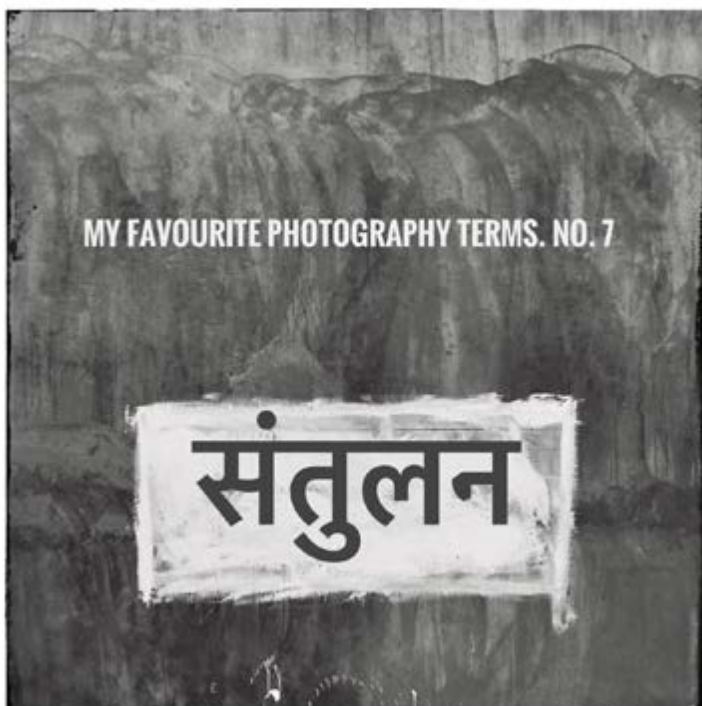
Dinesh's work has been exhibited in solo and group shows worldwide, from Delhi to New York. Additionally, he is a Managing Trustee of Nazar Foundation, a Co-founder of the Delhi Photo Festival, a Photography Curator for the Serendipity Arts Festival, and an Advisor for JPC Magazine. Dinesh has also shared his expertise by teaching Photography at institutions like Ashoka University, The One School in Goa, and MICA in Ahmedabad. He currently serves as a Director of the Dhrish Academy of Photography at the Museo Camera, conducts courses and workshops, and acts as a Visual Consultant with Sahapedia.

Coming to terms with Photography

A series of photography terms by Dinesh Khanna

Having spent around 5 decades with Photography, more than 3 of them as a professional, I feel that it has not just been a way of life, but also my main form of expression.

However, while teaching the medium or speaking about my journey I find that getting into lengthy explanations is rather



reductive, whereas there are certain words, which do a great job of explaining one's engagement. And, somehow, the words that come to mind are either in Hindi or Urdu. Not English. I don't know how to explain this. It just is. Nor am I going to explain the words. They just are.

Sacred Splashes: Capturing the Spirit of Barsana's Holi Celebration by Anil Khubani



Entering the kaleidoscopic world of Holi in Uttar Pradesh's Barsana, Nandgaon, and Vrindavan requires a daring spirit, a willingness to be swept away by the riot of colours and the exuberance of celebration. It has an almost week-long extravaganza that beckons the adventurous, promising unforgettable moments amidst the chaos and camaraderie.

At the heart of the festivities lies Barsana's Radha Rani Temple, a sacred site where tradition collides with revelry. Here, on the second day, the scene is set for Lath Mar Holi - a unique spectacle where women armed with sticks playfully fend off men from neighbouring Nandgaon who seek to douse them in colours. The air crackles with excitement as locals and visitors alike gather to witness this age-old tradition unfold in a riot of laughter and hues.

Photographers, undeterred by the prospect of their gear succumbing to the deluge of colours and water, position themselves strategically, seeking to capture the essence of the festivities amidst the chaos. Each click of the camera immortalises a moment of joy, a splash of vibrant pigments

against the backdrop of ancient traditions.

In Nandgaon, the following day sees a spirited retaliation as the tables turn and the Samaj from Barsana launches a colourful invasion. Here, too, the streets transform into a carnival of colours and laughter as revellers lose themselves in the joyous abandon of Holi. No corner is left untouched by the playful frenzy, as every participant becomes both artist and canvas in this celebration of life and love.

Amidst the revelry, the strains of 'Samaj Gayan' reverberate through the air, a soulful tribute to the eternal love of Radha and Krishna. Men and women, young and old, join in the melodic chorus, their voices blending seamlessly with the rhythmic beat of lathis and shields.

As the sun dips below the horizon, casting a golden hue over the jubilant throngs, the true magic of Holi reveals itself. It is a spectacle that transcends mere celebration, embodying the essence of community, togetherness, and the triumph of light over darkness.

For photographers, it is a challenge and a privilege - a chance to capture the raw energy and boundless joy that



for its extravagant Holi celebrations, drawing visitors from all corners of the globe.

Barsana, known as the birthplace of Radha, the beloved of Lord Krishna, is the epicentre of Holi festivities. The Radha Rani Temple stands as a symbol of devotion and plays a central role in the celebrations. Lath Mar Holi, a playful tradition where women playfully beat men with sticks, is a highlight of the festival here.

Photographers brave the colourful chaos, capturing every moment of laughter and merriment. Despite the risk to their equipment, they immerse themselves in the celebration, documenting the kaleidoscope of colours and emotions.

The following day, the energy shifts to Nandgaon as the residents prepare for their own colourful retaliation. The streets come alive with music, dance, and the joyful splashing of colours. The air is filled with the sound of 'Samaj Gayan', traditional songs honouring Radha and Krishna's eternal love.

As the day draws to a close, the magic of Holi becomes palpable. It's not just about colours; it's a celebration of unity, love, and the triumph of good over evil. Each photograph taken during these festivities becomes a testament to the resilience of tradition and the enduring spirit of humanity.

define these three days of revelry. Each frame tells a story, a testament to the resilience of tradition and the enduring spirit of humanity in the face of adversity.



Holi, the festival of colours, is a vibrant celebration deeply rooted in Indian culture and mythology. It marks the arrival of spring and is a time for people to come together, forgetting differences and embracing the joy of life. Uttar Pradesh, particularly Barsana, Nandgaon, and Vrindavan, is renowned



This is Anil Khubani's first hand experience in Barsana and Nandgaon. Over his three consecutive year visits, he delved deep into the heart of the festivities, aiming to encapsulate their true essence. Amidst the flurry of colourful powders and the lively rhythms of drums, he unveils the enchanting aura of Holi, where each splash holds a sacred significance and every smile resonates with boundless joy and togetherness

Apni Toh Paathshala

Architectural Capture: A Photographer's Handbook

In the world of photography, architectural photography stands out as a distinct genre, capturing the beauty and essence of buildings, structures, and spaces. From capturing the grandeur of historical landmarks to highlighting the sleek lines of modern skyscrapers, architectural photography is both an art and a technical skill. In this tutorial, we'll delve into the essentials of architectural photography, including equipment selection, composition techniques, and post-processing tips to help you elevate your architectural photography game.



Equipment Selection

Choosing the right equipment is crucial for capturing stunning architectural shots.

Camera Body: Opt for a camera with manual controls and high-resolution capabilities to capture intricate details. Full-frame DSLRs or mirrorless cameras are popular choices among architectural photographers for their versatility and image quality.

Lenses: Wide-angle lenses are indispensable for architectural photography as they allow you to capture expansive views and emphasise the scale of buildings. Prime lenses with focal lengths between 14mm and 35mm are ideal for capturing in-



teriors and tight spaces, while tilt-shift lenses offer perspective control for correcting converging lines.


Tripod: A sturdy tripod is essential for shooting in low light conditions and achieving sharp images, especially during long exposures. Look for a tripod with adjustable legs and a ball head for versatile positioning.

Remote Shutter Release: Using a remote shutter release eliminates camera shake, ensuring sharp images, particularly during long exposures or bracketed shots.

Composition Techniques: Composition plays a crucial role in architectural photography, influencing the visual impact and storytelling of your images. Here are some composition techniques to consider.

Symmetry and Patterns: Look for symmetrical compositions and repetitive patterns in architectural elements such as windows, doors, and columns. Centering your subject or aligning it along the rule of thirds can create visually striking images.

Leading Lines: Utilise leading lines to guide the viewer's eye through the frame and draw attention to key architectural





features. Roads, pathways, and architectural elements like railings or beams can serve as effective leading lines.

Perspective and Scale: Experiment with different perspectives to capture the scale and depth of architectural subjects. Low-angle shots can accentuate tall buildings, while high angles provide unique viewpoints of sprawling landscapes.

Negative Space: Embrace negative space to create a sense of balance and minimalism in your compositions. Use empty areas to highlight the subject and evoke a sense of tranquility or isolation.

Post-Processing Tips

Post-processing plays a vital role in enhancing the visual impact and polish of architectural photographs.



Here are some post-processing tips to elevate your images

Lens Correction: Correct lens distortions and perspective issues using lens correction tools in editing software like Adobe Lightroom or Photoshop. Adjust vertical and horizontal lines to ensure architectural elements appear straight and proportional.

HDR Blending: Merge multiple exposures using HDR (High Dynamic Range) blending techniques to capture a wide range of tones and details in high-contrast scenes. Bracket your shots at different exposures and blend them together for optimal dynamic range.



Colour Correction: Fine-tune colours and white balance to achieve accurate and natural-looking tones in your architectural photographs. Pay attention to colour casts caused by artificial lighting or reflections and use selective adjustments to correct them.

Sharpening and Noise Reduction: Apply sharpening and noise reduction selectively to enhance image clarity and reduce digital noise, especially in low-light conditions or long exposures. Use masking techniques to apply adjustments only to specific areas of the image.

By mastering the essentials of architectural photography, from equipment selection and composition techniques to post-processing tips, you'll be well-equipped to capture the beauty and intricacy of architectural wonders with finesse and creativity. So grab your camera, explore your surroundings, and embark on a journey to uncover the captivating world of architectural photography.

Photo Story

From Despair to Delight: A Tale of Gharana Wetlands



Col. Amit Kanwar

*In nature's dance, birds gracefully glide,
Their harmony with Earth, a joyous ride.
Amongst the trees, their songs unite,
A symphony of life, pure and bright.
In every flutter, nature's tale unfolds,
A testament to wonders, as nature holds.
Together they thrive, in tranquil accord,
A sight to cherish, is nature's grand reward.*



The morning mist swirled around me, carrying the sweet song of a hundred unheard melodies. I stood at the edge of the Gharana Wetlands (near RS Pura in Jammu district), a familiar yet transformed landscape etched into my memory from a visit eight years back. Back then, despair had painted the picture - encroached upon, choked by neglect, a sanctuary teetering on the brink. But today, the air thrummed with a different energy, a symphony of chirps and calls that painted a vibrant tableau of hope. My heart swelled at the sight. The wetlands, sprawled across the vast plains, were no longer a

victim of neglect. Lush greenery fringed the clear waters, and a sturdy fence guarded its boundaries, a testament to the tireless efforts of wildlife authorities. The sight of migratory birds, their wings flashing like jewels against the azure sky, brought tears to my eyes. Bar-headed geese honked their arrival, their honking a joyous fanfare announcing their return to a haven reborn.



This metamorphosis was tangible as well as visible. The formerly depressingly thick air was now alive with vibrancy. Every sound produced by the local birds and insects - such as their humming and rhythmic croaking - was indicative of a healthy ecology. I saw a proud-looking local official as I proceeded down the designated route. He talked about how the government was committed to bringing back the wetland's grandeur through the construction of eco-friendly properties, sewage treatment facilities, and community engagement initiatives. And what glory it was! The sun created a kaleidoscope of light and movement on the water by casting dappled shadows through the reeds. My attention was drawn to a flash of green - a kingfisher, its iridescent feathers glistening as if they were dreaming. Perched on a solitary bush,





a magnificent heron looked over its territory with a royal bearing. Every moment was an opportunity to take a picture, to tell a tale that needed to be told.



During these excursions into nature, my camera has remained a faithful friend and a conduit between myself and the outside world. A bunch of kids gathered; their eyes bright with interest as I zoomed in on a bevy of geese. All sorts of



questions were thrown at me, including “What’s that bird called?” and “How does your camera work?” and “Can I take a picture too?” Their bewildered, innocent looks reflected the way the wetlands changed.



The quote from Swami Vivekananda that I learnt in school rang in my ears was, “The more you impart the light of knowledge, the more you learn.” I gave them a lesson on photography, the value of conservation, and the delicate balance of nature for the next hour. Their contagious laughter and eager gaze made me feel happy beyond the breath-taking scenery.

I realised that this was more than simply a visit as the day progressed, transforming the sky into blue and gold hues. It was a homecoming. The Gharana Wetlands, which were before seen as a sign of hopelessness, have transformed into a tribute to the strength of group effort. As someone who saw it change, I also felt a fresh sense of purpose: to tell its story and encourage people to take care of the environment; because when we educate and share, we not only pass on knowledge but also develop ourselves and make a connection to something far greater than ourselves. the symphony of life. The journey to the Gharana Wetlands was more than simply an artistic treat; it was a spiritual feast that served as a reminder that beauty can be restored, and optimism can triumph even in the face of hardship. As I departed, the sounds of the birds, the memories of the kids laughing, and the sight of the restored wetlands lingered in my mind, offering me hope for a time when people and the natural world could coexist together.





“From Ornate to Minimal: Architectural Details Photographic Excursion”



Exploring the interplay between intricacy and simplicity, the “From Ornate to Minimal: Architectural Details Photographic Excursion” held on 3rd March at Jantar Mantar, Jaipur, was a captivating journey through the lenses of architectural photography.

Led by Anil Khubani, participants delved into the nuances of capturing architectural marvels, focusing on techniques to accentuate details, select appropriate lenses, and master the art of balancing highlights and shadows.

Under Khubani’s guidance, participants learned to discern the soul of each structure, unravelling the stories woven within its ornate intricacies or pristine minimalism. From the celestial precision of the astronomical yantras to the subtle interplay of light and shadow, every element became a canvas for creative expression.

As lenses clicked and shutters whirred, the air buzzed with excitement, each participant eager to encapsulate the essence of Jantar Mantar’s timeless grandeur.

Through Khubani’s insights, they discovered how to harness the magic of contrasts, transforming mundane angles into captivating compositions.

The photo walk transcended mere documentation, evolving into a celebration of artistic vision and technical mastery. Each frame captured not just the physicality of the structures but also the essence of their existence, echoing the whispers of centuries past.

In the end, amidst shared experiences and newfound inspirations, participants departed enriched, their camera rolls laden with snapshots that immortalised the convergence of ornate opulence and minimalist grace. The “From

Ornate to Minimal” photo walk had not just honed their photographic skills but had also instilled a deeper appreciation for the timeless beauty that surrounds us.





JPC ADDA Live Outdoor Fashion Photography Workshop at Pushkar



The JPC ADDA Live Outdoor Fashion Photography Workshop, led by the Club Founder Anil Khubani, unfolded its magic amidst the breathtaking landscape of Pushkar on March 17, 2024. Over 20 enthusiastic participants hailing from Jaipur, Jodhpur, and Bhiwadi embarked on a journey of discovery and creativity.

A well-deserved break ensued, as participants relished the delectable flavours of Pushkar's renowned malpua during a sumptuous lunch.

The fashion session continued against the picturesque Ghats of Pushkar, bathed in the golden hues of the setting sun. As twilight descended, the enchanting play of orange and blue hues set the stage for the evening session at the soft sand dunes of Pushkar. With the sun dipping behind the hills, participants skillfully filled their frames with the mesmerising interplay of light and shadow on the graceful models, culminating in an unforgettable experience of artistic exploration and camaraderie.



The workshop kicked off against the stunning backdrop of the sand dunes, where Anil Khubani imparted invaluable insights into the nuances of light in fashion photography. From ambient to continuous and flash lights, participants delved into the art of harnessing each to perfection. Detailed sessions on flash triggers and synchronisation enriched their technical repertoire.

Following the enriching theory, participants translated knowledge into action, capturing the elegance of two captivating female models against the ethereal desert setting.



Scan the QR code Below
to subscribe the Digital Edition



jpc.rocks



THE FINANCE DOST
Building Dreams Together

NOW

IS ALWAYS THE BEST TIME.

START AN **SIP** TODAY

SYSTEMATIC INVESTMENT PLAN IN EQUITY MUTUAL FUNDS

An SIP of ₹5,000 pm, started 15 years ago
would now be ₹23,79,657* @12.00% XIRR
Invested Amount of ₹9,00,000 in 15 Years.

*Assuming investment in Equity Fund and an average return of 12.00% p.a. as per AMFI Best Practices Guidelines Circular No 135/BB/109/2023-24 dated November 01, 2023. Alternatively if investments are in debt funds, then rate of 7.2% should be considered.

CONTACT YOUR MUTUAL FUND DISTRIBUTOR NOW.

The figures/percentages are for illustrative purposes only. The situation/results may or may not materialize in future. Mutual Fund investments are subject to market risk. Read all scheme related documents carefully. Past performance may or may not be repeated in future.

Life Insurance | Personal Accident | Health Insurance
Mutual Funds | All Other Insurances & Investment Products

Rakesh Kumar Jain

Check out our YouTube Channel

@ thefinancedost | +91 82094 30281
thefinancedost2023@gmail.com

moneybeing™

For All Your Financial Needs



Property Loan



Credit Card



Personal Loan



Car Loan



Insurance



Mutual Funds



Business Loan



Machinery Loan



Project Financing



Medical Equipment Loan



MoneyBeing Private Limited

CA Gaurav Tiwari

Address: 501, 5th Floor, Arcade, Malviya Marg, opposite Sunny House,
Panch Batti, C Scheme, Ashok Nagar, Jaipur, Rajasthan
302001

+91 9828086161

✉ gaurav@beingenterprizing.com

Centre Stage



Focal length: 135mm
Aperture: 2.2
Shutter Speed: 1/2500
ISO: 400

Dr. Amit Dev
Kota, Rajasthan
Instagram: amitdev8658




Photo Array



Sony ILCE-6700
EXIF - 67mm, f 2.8, Shutter 1/125, ISO 1600



Anand Thakur
Naigaon East, Maharashtra
Instagram: snapxshot



Xiaomi M2007J20CI
EXIF - 25mm, f1.9, Shutter 1/769, ISO 100



Tushar Shekhawat
Shahpura, Rajasthan
Instagram: withtush

Photo Array



Camera: Canon EOS M50m2
EXIF - 50mm, f 5.6, Shutter 1/1000, ISO 100



Souvik Adhikary
Kanchrapara, West Bengal
Instagram: aficionado_vik



Sai Sanjay
Madurai, Tamil Nadu
Instagram: momentsbysanjay



Sony ILCE-7M3
EXIF - 28mm, f 2.8, Shutter 1/500, ISO 3200



Sony ILCE-7M3
EXIF - 35mm, f 2.8, Shutter 1/3200, ISO 1600

Photo Array



NIKON D5300
EXIF - 35mm, f 4.5, Shutter 1/320, ISO 320



NIKON D5300
EXIF - 122 mm, f 4.8, Shutter 1/200, ISO 2500



NIKON D5300
EXIF - 26mm, f 4, Shutter 1/160, ISO 500



Yash Dave
Jodhpur, Rajasthan
Instagram: dwayclick

Photo Array



Poco X3 Smartphone.



Chandan D. Naik Gaonkar
Panaji, Goa
Instagram: chandan_thirdeye



Poco X3 Smartphone.

Udti Khabrein

Nikon Z8 Firmware 2.0 Update Introduces Bird Detection and Pixel Shift



Nikon has unveiled a significant firmware upgrade for its Z8 Mirrorless Camera: Firmware 2.0. Representing the inaugural major firmware update for the Z8, this release elevates the already impressive camera to new heights by refining its capabilities in tracking birds and other moving subjects. Additionally, it caters to landscape and still life photographers with the introduction of a Pixel Shift mode. Enthusiasts can now access the Firmware 2.0 update directly from Nikon's website.

Wildlife and bird photographers will particularly appreciate this update, as it introduces a new [Bird] mode AF subject detection option. This feature enhances bird tracking across various environments and backgrounds, offering more precise subject detection through 3D-tracking AF. Notably, it ensures that birds remain sharply focused, even in-flight, and facilitates the recognition of small, distant, and unique bird species, even amidst cluttered scenes.

On the opposite end of the photography spectrum, landscape, architecture, macro, and archival photographers will welcome the addition of Pixel Shift mode. This mode enables the creation of composite images with an effective resolution of up to 180MP. Users can capture between 4 and 32 consecutive NEF frames, adjusting the sensor's position between exposures. Subsequently, NX Studio software can automatically merge these frames into a single high-resolution image, boasting enhanced detail, colour depth, and reduced noise and moiré patterns.

In addition to these flagship features, Nikon has implemented several other enhancements in Firmware 2.0 for the Z8:

- Improved visibility of focus points through adjustable border width, aiding easier recognition.
- Introduction of new Picture Control modes: Rich Tone Portrait, Flat Monochrome, and Deep Tone Monochrome.
- Enhanced compatibility and performance with NX MobileAir and NX Field apps.
- Introduction of the Cycle AF-area function for swift switching between AF modes.
- Inclusion of Exposure Delay mode, facilitating shake-free

tripod shooting.

- Addition of new exposure bracketing increments: 1.3, 1.7, 2.3, and 2.7 EV.
- Customizable shutter sounds and volume options.
- Vertical orientation support for menu and info displays during vertical shooting.
- Warning for remaining memory card space during video recording.
- Improved magnified playback and enhanced EVF brightness during playback.

With Firmware 2.0, Nikon has not only bolstered the Z8's performance but also expanded its capabilities across various photography disciplines, making it a formidable tool for professionals and enthusiasts alike.

New Product Launch

Sigma 500mm F5.6 DG DN OS | Sports



The crystallisation of technology.

A whole new ultra-telephoto experience.

Clear, sharp images and amazing mobility

A handy-size 500mm that offers a whole new shooting experience

The SIGMA 500mm F5.6 DG DN OS | Sports is an ultra-telephoto prime lens exclusively for mirrorless cameras that features a 500mm focal length with outstanding image quality in a remarkably compact and lightweight body. By incorporating multiple large-diameter, exclusive low-dispersion glass elements that are challenging to process, SIGMA succeeded in significantly downsizing the lens construction without the use of diffractive optical elements. At the same

500mm F5.6 DG DN OS | Sports

Lens Construction	Number of Diaphragm Blades	Minimum Aperture	Minimum Focusing Distance
20 elements in 14 groups	11 Blades	F32	320 cm / 126.0 in.
Maximum Magnification Ratio	Filter Size	Dimensions	Weight
1:6	φ 95 mm	φ 107.6 mm × 234.6 mm 4.2in. × 9.2in.	1,370 g / 48.3 oz.
Camera Type	Mirrorless		
Corresponding Mount	L-Mount, Sony E-mount		
Sensor Format	Full-frame [DG]		

time, the lens has achieved high resolving power that meets the expectations for a 500mm prime lens. The lens body, composed mainly of high-precision engineering plastic parts, has excellent build quality and weather resistance, including dust and splash resistant structure, despite its compact size. With its rich descriptive power and incredibly compact size for its focal length, the handy-size SIGMA 500mm F5.6 DG DN OS | Sports offers a whole new photographic experience for wildlife, aviation, sports and other fast-action photographers.

Sony FE 24-50mm F2.8 G



The perfect standard zoom for everyday works of art This compact full-frame F2.8 standard zoom lens is an excellent match for α -series bodies, with advanced lens technol-

ogy ensuring that body performance is fully realised. 24-50 mm is an ideal range for everyday use. Outstanding G Lens™ resolution and bokeh are available at all focal lengths, and precision AF means fast, sharp focus. Great for shooting stills and movies anywhere.

A compact F2.8 zoom that is ready to go anywhere With four aspherical elements and a large F2.8 maximum aperture in an optical design that delivers outstanding imaging performance, this innovative lens is no more than 74.8 mm in diameter by 92.3 mm in length (3.75). The use of engineering plastics for some components enhances durability while reducing weight to just 440 grams (15.6 oz) for agile mobility and minimum stress during long shooting sessions.



Renowned photographers Sandro Miller and Mark Edward Harris Visit India to conduct a Studio, Portraiture & Travel Photography Workshop

Renowned US photographers Sandro Miller and Mark Edward Harris conducted an insightful Studio, Portraiture & Travel Photography Workshop in India, hosted by Rachana Darda. The duo shared their expertise at Mumbai's Nehru Centre on March 3, 2024, focusing on their photographic journeys and the importance of printing photographs. A masterclass on studio lights followed from March 4th to 6th for students of Shari Academy of Professional Photography, which is led by Hridgandha Mistry. Sandro and Mark covered various styles and offered book reviews and image critiques, leaving participants motivated. The masterclass covered styles such as headshots, portfolio cre-

ation, freeze-action photography, mixed lighting, and more. Book reviews and image critiques were conducted for participants interested in refining their skills. The event left the young photographers motivated, providing them with a comprehensive understanding of the opportunities in professional photography. The event was supported by industry leaders Fujifilm, Srishiti Digilife, and Photoquip, showcasing the impact of collective efforts in nurturing India's next generation of photographers. Follow @rachana.darda_art, @sandro_film, @markedwardharris-photo, @shari_academy, @thewayhridsees, @fujifilmxindia, @photoquipindia, @nanlite_india, @srishtidigilife, @profoto for updates.

By Vimal Parmar



SHYAM DIGITECH

SONY Camera & Lenses
Distributor for Rajasthan

No.1
FULL-FRAME
CAMERA BRAND



SONY ZV-E10 Mirrorless Camera Body Only Vlog Camera



α7R_{IV}



α7R_{III}



α7S_{III}



α7_{III}

Contact: +91 98280 24231

Address: Morija Tower, Indira Bazar Rd, Jaipur, Rajasthan 302001



VISUALLY ENGAGING DESIGNS TECHNICALLY SUPERIOR DEVELOPMENT

We simply create better websites

As your creative partners, we will work closely to ensure that your goals are met professionally.

+91-93526-80033

www.w3care.com

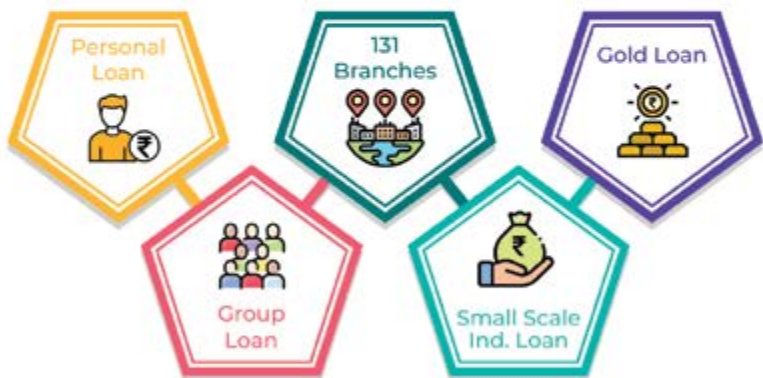
263/845 PRATAP NAGAR, JAIPUR, RAJASTHAN, INDIA- 302033

WEBSITES | MOBILE APPS | DIGITAL MARKETING





ग्रुप लोन | पर्सनल लोन | एजुकेशन लोन | शॉपकीपर लोन गोल्ड लोन | व्हीकल लोन इन सभी लोन की सुविधा दी जाती है



सस्ते और रीजनेबल ब्याज रेट में

114-115, Pushp Enclave, Sector – 5, Pratap Nagar Tonk Road Jaipur – 302033, Rajasthan
Contact : +91 94603 42777 | Email : sbmfa.finserv@gmail.com



|| सुKriti ||

Art | Fashion | Craft
Retail | Customize | Sale



With an Age Old Legacy of Textile Trade and the new boost of Energy into developments, we are into Trade Forms of Manufacturing, Trading, Exports and Agencies.



@sukritijpr

R.D. Lifestyles, D-89, Janpath,
Shyam Nagar, Jaipur-19
E-manishrdjpr@gmail.com
www.sukritishop.com

M- +91 98290 95493, 98283 84123



SPC Flooring

Our Range

SPC Flooring Stone Veneers
Laminate Flooring Fluted Panels
Translucent Stone Veneers

Specifications

6 mm Thick Long Lasting
Maintenance Free For Interiors & Exteriors
Excellent Look and Feel

Classical Surfaces[®]
FUSION WITH NATURE

Contact:- +91 9784243399 +91 9928014491
E-mail:- nakul@earthstoneglobal.co.in
Website:- www.classicalsurfaces.com

Scan for more
Information

