

# JPC MAGAZINE

www.jpc.rocks

Vol 1 . Issue 6. February 2024

W  
P  
O  
T  
Y

## Paathshala

The Art of Bird Photography

## Photographer's Profile

Shekhar Naniwadekar

ADDA Workshop

## AI and Photography

A Synergistic Future

Published by

**voilà**

voilaindia.com

Scan to visit  
our website



 jaipurphotographersclub

 jaipurphotographersclub





**REH** *Made for you* Cataract Surgeries

**GIFTED HANDS THAT PROMISE YOUR EYES A NEW WORLD!**



REH introduces 'Made for You' customized cataract treatments that fits your lifestyle. One-to-one lifestyle analysis sessions and comprehensive

pre-operative diagnostics brings out a personalized solution, unique to your eye and shows you a world that's made just for you!

IOL Types	Near	Intermediate	Distance	Astigmatism
Monofocal Aspheric				
Toric Monofocal				
Multifocal (Restor +2.5)				
Multifocal (Restor +3.0)				
Multifocal Toric				

**Selecting The Best IOL Option**

A range of IOLs, including monofocal IOLs, multifocal IOLs, toric IOLs, and trifocal IOLs are available. These are all designed to give quality vision, enhance your lifestyle and reduce dependence on glasses following the cataract surgery. In 'Made for You' Cataract Management, a calculated and well diagnosed strategy is designed to give a scientific solution for choosing only the best IOL suited to enhance your lifestyle.

**REH**™ | RAGHUDEEP EYE HOSPITAL

JAIPUR • AHMEDABAD

MANAGED BY JAIPUR HOSPITAL & EYE CENTRE

Brij Vihar, A-16, Shanti Path, Tilak Nagar, Jaipur - 302 004, India. Email: [contact@raghudeepeyehospital.com](mailto:contact@raghudeepeyehospital.com)

Monday to Saturday – 9:30am to 7:30pm. For more details call: +91 141 4043 901, 9928408372





**awdhesh kumar**

HAND BLOCK PRINTS

www.awdheshkumar.in



Available at  
**www.awdheshkumar.in**



Scan for more  
Information

**President Award in Hand Block Printing**

Near Sanganer Flyover, towards Sanganer

✉ info.awdheshkumar@gmail.com

☎ 8769357552, 0141-2790968



# Contents

7 Apni Toh Paathshala

9 Photographer's Profile

10 Photo Array

14 Exploring the Enchanting Wilderness of Bera

16 AI and Photography A Synergistic Future

19 JPC ADDA Outdoor Portraits Photography Workshop

20 Udti Khabrein



**Canon**  
Delighting You Always

**CELEBR8**  
the **MAGICAL**  
**INDIAN WEDDING**  
WITH **EOS R8**



The ideal content creation tool for photographers and videographers who need something light, minimalist, powerful yet portable and future-proof.



# JPC Adda

Open Discussions

Photo Expeditions



Workshops



Assignments



The mission is to empower photographers of all skill levels by providing a dynamic platform that offers insightful educational content,

You also get many privileges on tours  
Join to know more

## Subscribe

Join JPC Adda for 1 year for just Rs.1800/-

Scan to Pay & Share the screenshot to +91 94140 75259



# JPC Magazine

Magazine aims to inspire creativity, foster a community of passionate photographers, and promote the art and science of photography.

## Subscribe

To Print Edition For 1 Year For Just Rs.1500/-

Scan to Pay & Share the screenshot to +91 94140 75259







## Editor's Note

Dear Photography Enthusiasts,

As we unveil our sixth issue, I am overwhelmed by the incredible response we have received. The journey with JPC Magazine has been spectacular, thanks to our readers, supporters, and contributors.

Your enthusiasm has fuelled our passion for bringing you the best in photography and storytelling. Each click of the shutter, each turn of the page, is a testament to the vibrant community we have built together.

Thanks to our sponsors, whose support made this venture possible, and to the Jaipur Photographers' Club members whose talent inspires us daily.

To everyone who has contributed to JPC Magazine, your efforts have not gone unnoticed. Here is to celebrating our community's artistry, creativity, and camaraderie, and to many more captivating moments captured through the lens.

Thank you for being part of this journey.

Anil Khubani  
Founder and Editor  
JPC Magazine



**Purvi Khemani**  
Assistant Editor

## Our Team

### Design, Website & Social Media

Voila | Shrikant Raha, Purvi Khemani, Mehul Jain  
www.voilaindia.com

On Cover Page: Sharon Alexander

### Contributors

Shekhar Naniwadekar                      Sayan Biswas  
Bhavesh Jangid                                Fuad Sarkar  
Somnath Mukherjee                        Ramakant Sharda  
Sumit Sharma                                    Vishesh

### Website

www.jpc.rocks


### Editorial Office

4-Da-5, Jawahar Nagar, Jaipur 302004

## Advisors



**Dharmendar Kanwar**  
International Travel Writer  
Instagram- deekanwar



**Dinesh Khanna**  
Freelance Photographer  
Instagram- onlydineshkhanna



**Vimal Parmar**  
Independent Marketing  
Consultant  
Instagram- vimalparmar

JPC Magazine is published & promoted by VOILA, Jaipur



# Apni Toh Paathshala

## Mastering Bird Photography A Concise Guide to Do's and Don'ts

### Introduction

Bird photography is a nuanced art demanding patience, skill, and a profound understanding of avian behaviour. In this comprehensive guide designed for photography enthusiasts, we explore the essential do's and don'ts of bird photography. These guidelines aim to enhance your skills, ensuring a respectful and fruitful interaction with our feathered subjects.



### Navigating the Skies: A Contextual Overview

Bird photography requires a delicate approach. The following do's and don'ts serve as a roadmap for capturing compelling images while respecting the natural world.

### The Do's

#### 1. Research and Observation

- Conduct thorough research on the target species.
- Spend time observing birds in their natural environment.

#### 2. Invest in Quality Equipment

- Use a good telephoto lens for close-up shots.
- Employ a sturdy tripod for stability, especially with longer lenses.

#### 3. Practise Ethical Wildlife Photography

- Prioritise bird welfare; avoid disturbing nesting sites.
- Blend into the environment with neutral colours to reduce visibility.

#### 4. Understand Lighting Conditions

- Shoot during sunrise and sunset for warm, soft light.
- Experiment with backlighting for creative effects.

#### 5. Be Patient and Quiet

- Exercise patience, avoiding sudden movements.
- Use a hide or camouflage to remain inconspicuous.





## The Don'ts

### 1. Avoid Disturbing Nests and Young Birds

- Steer clear of nesting sites to prevent distress.
- Refrain from handling young birds, avoiding scent transfer.

### 2. Do not Use Flash Unnecessarily

- Avoid using Flash at close quarters to prevent stress.
- Skip flash during nocturnal photography to maintain natural behaviours.

### 3. Avoid Overcrowding

- Do not join large crowds; respect the bird's space.
- Maintain a suitable distance to prevent stress.

### 4. Do not Bait or Lure Birds

- Refrain from using bait for photography.
- Limit the use of bird calls to avoid disruption.

## The Art of Editing in Bird Photography

Post-processing plays a vital role in enhancing your bird images.

### 1. Fine-tune exposure

- Balance highlights and shadows for detailed feathers.

### 2. Focus on Details

- Use selective sharpening for intricate feather details.

### 3. Colour Correction



- Adjust white balance for true-to-life colours.

### 4. Cropping for Composition


- Crop images thoughtfully to improve the overall composition.

Mastering bird photography requires a blend of technical skills and ethical considerations. By adhering to these do's and don'ts, you contribute to stunning images and conservation of these remarkable creatures. Equip yourself with knowledge, respect, and a keen eye, and let your bird photography journey take flight.


Here are some bird identification and reference books specifically available in India that can be helpful for photographers:



“Birds of the Indian Subcontinent” by Richard Grimmett, Carol Inskipp, and Tim Inskipp: Considered one of the most comprehensive field guides to Indian birds, this book covers over 1300 species found in the Indian subcontinent, including illustrations, distribution maps, and detailed descriptions.




“A Photographic Guide to Birds of India” by Bikram Grewal: This guide features photographs of over 800 bird species commonly found in India, along with concise descriptions and distribution maps, making it a handy reference for photographers.



“Birds of South Asia: The Ripley Guide” by Pamela C. Rasmussen and John C. Anderton: Known for its thoroughness, this guide covers the bird species of South Asia, including India, with detailed illustrations, range maps, and taxonomic notes. These books provide valuable information and insights into the diverse bird species found in India, helping photographers identify and understand their avian subjects better.



# Photographer's Profile



**Shekhar Naniwadekar  
(Pune)**

**Instagram: shekharnaniwadekar**

Shekhar Naniwadekar, a Pune, Maharashtra native, is a seasoned Chartered Accountant with a focus on Direct Taxes. With a wealth of expertise in tax matters, he is a regular presence at the Income Tax Appellate Tribunal, advocating on behalf of his clients.

Around six years ago, Shekhar delved into the world of photography, particularly wildlife photography, as a passionate pursuit. Guided by the renowned photographer Mr. Sudhir Shivaram, he honed his photographic skills through online courses and immersive field workshops. Shekhar's dedication and talent have borne fruit, with his captivating images gracing the walls of various exhibitions, including notable showcases in JPC, Jaipur, Kolkata, and his hometown Pune.

In addition to his professional achievements in the realm of finance, Shekhar Naniwadekar has carved out a niche for himself in the captivating realm of wildlife photography, showcasing the multifaceted dimensions of his interests and talents.



Kaziranga

Mara



Bhigwan

Panna







# Photo Array



Camera: FujiFilm GFX50S II  
EXIF - 70mm, f 7.1, Shutter 1/1600, ISO 400



Somnath Mukherjee  
Kolkata  
Instagram: somnathmukherjeephoto



Sumit Sharma  
Jaipur, Rajasthan  
Instagram: rovkerphotowala




Nikon D5600  
EXIF - 18mm, f 3.5, Shutter 1/13, ISO 100



Nikon D5600  
EXIF - 105mm, f 16, Shutter 1/13, ISO 320




# Photo Array



Drone Camera: Dji Mini 3  
Focal length: 24mm  
Aperture: 1.7  
Shutter Speed: 1/2500  
ISO: 100

Bhavesh Jangid  
Jaipur, Rajasthan  
Instagram: unstable.bhavesh





# Photo Array



Nikon D5200  
EXIF - 50mm, f2.8, Shutter 1/640, ISO 100



Nikon D5200  
EXIF - 50mm, f3.2, Shutter 1/320, ISO 1250



Nikon D5200  
EXIF - 50mm, f1.8, Shutter 1/80, ISO 1600



Sayan Biswas  
Kolkata  
Instagram: the\_iron\_mask



# Photo Array



Canon EOS 1300D  
EXIF - 34mm, f 5.6, Shutter 1/1250, ISO 400



Canon EOS 1300D  
EXIF - 24mm, f 5.6, Shutter 1/323, ISO200



Fuad Sarkar  
Rajshahi, Bangladesh  
Instagram: fuad01717



Canon EOS 1300D  
EXIF - 34mm, f 5.6, Shutter 1/1250, ISO 400



# Exploring the Enchanting Wilderness of Bera A Haven for Adventure and Wildlife Enthusiasts



Landscape around Bera



Dotted Rocky Hills of Bera

Nestled in the heart of the Pali district in Rajasthan, the quaint village of Bera has emerged as a haven for adventure lovers, wildlife photographers, bird enthusiasts, and nature aficionados over the past decade. Situated amidst the rugged Aravalli hills, Bera has captured the imagination of many with its thriving population of leopards, making it a hotspot for wildlife enthusiasts seeking an exhilarating experience.

For the past 8-10 years, Bera has been in the limelight for its unique appeal to adventure seekers and wildlife enthusiasts. The region is home to more than 50 leopards, making it one of the best places in India to spot these majestic big cats in their natural habitat. Alongside leopards, Bera boasts a diverse array of wildlife, including hyenas, bears, crocodiles, and nilgai, providing a rich tapestry for nature lovers and photographers.

Accessing Bera is a relatively straightforward journey, with both Jaipur and Jodhpur serving as primary gateways. From Jaipur, the village is approximately 470 kilometres away, and a road trip offers a scenic drive through the arid landscapes of Rajasthan. Alternatively, if arriving from Jodhpur, the distance is around 160 kilometres, providing a shorter travel option for those flying into Jodhpur.





Rabari Tribe Man

Adding to the allure of Bera is the nearby Jawai Dam, a serene oasis that beckons birdwatchers from around the globe. The dam, surrounded by rocky hills and dotted with islets, is a prime location for spotting a plethora of water birds. Visitors to Jawai Dam can feast their eyes on the elegant Lesser Flamingos, the majestic Spot-billed Pelican, the iridescent Glossy Ibis, and the regal Painted Stork. Other avian inhabitants include Common Sandpiper, Bar-headed Geese, Brahminy Ducks, Indian River Tern, and the striking White-breasted Kingfisher.

Around the dam, birders can also encounter Stone Chat, Pied Bushchat, Paddyfield Pipit, and a myriad of other bird species, adding an extra layer of excitement to the bird-watching experience. The diverse ecosystem around Jawai Dam provides a unique opportunity to witness the interconnectedness of different species in this tranquil habitat.

Beyond its natural wonders, Bera offers cultural richness in the form of the Rabari tribe, locally known as 'Rewari.' The Rabaris are an indigenous community with a distinctive way of life. Distinguished by their unique attire, Rabari men wear vibrant red turbans and white kurta pyjamas, while the women adorn themselves with bangles covering their entire arms and silver anklets. Exploring the cultural nuances of the Rabari tribe provides a fascinating dimension to the overall Bera experience.



Leopard of Bera

For those planning an extended stay in Bera, the village offers a range of accommodations, from cosy guest houses to luxury campsites that immerse visitors in the heart of nature. Local cuisine in Bera reflects the vibrant culture of Rajasthan, with an array of delectable dishes showcasing the flavours of the region. Savoury delights like Dal Baati Churma and Ker Sangri are a must-try for food enthusiasts looking to savour the essence of Rajasthani cuisine.

Bera, with its blend of adventure, wildlife, cultural vibrancy, and culinary delights, stands as a testament to the diverse offerings of Rajasthan. Whether you seek the thrill of leopard sightings, the tranquillity of birdwatching at Jawai Dam, cultural immersion with the Rabari tribe, or a culinary journey through Rajasthani flavours, Bera promises a multi-faceted and memorable experience for all those who dare to explore its enchanting wilderness.



Rabari Tribe Women



Leopard's Cub



# AI and Photography

## A Synergistic Future

In today's digital age, the integration of artificial intelligence (AI) has revolutionised the field of photography, offering photographers an array of tools to enhance their craft. From streamlining workflow to unlocking creative possibilities, AI serves as a valuable supportive tool for photographers looking to improve their photography skills.

One of the primary roles of AI in photography is automating tedious tasks and enhancing efficiency. AI-powered software can assist photographers in organising and managing their image libraries by automatically tagging photos based on content, making it easier to search and retrieve specific images quickly. This feature not only saves time but also allows photographers to focus more on the creative aspects of their work rather than administrative tasks.



Before

Furthermore, AI plays a crucial role in image enhancement and editing. Advanced algorithms can analyse images and make intelligent adjustments to various elements such as exposure, contrast, and colour balance. AI-driven editing tools offer suggestions for improving composition, cropping, and even applying creative effects, empowering photographers to refine their artistic vision with ease.

Moreover, AI enables photographers to experiment with various styles and aesthetics effortlessly. Deep learning algorithms can mimic the characteristics of famous artists or photographic styles, allowing photographers to apply these styles to their own images with a simple click. Whether it is emulating the look of vintage film or replicating the brush strokes of a renowned painter, AI opens up new creative avenues for photographers to explore.

Additionally, AI-powered cameras and smartphones equipped with features like scene recognition and intelligent

exposure control ensure that photographers can capture stunning images even in challenging shooting conditions. These smart features not only simplify the technical aspects of photography but also empower photographers to focus on composition and storytelling, ultimately leading to more compelling images.

Now, let us explore some of the AI-based software available for photographers:

**Adobe Photoshop and Lightroom:** Adobe's Creative Cloud suite includes Photoshop and Lightroom, both of which integrate AI-powered features for image editing and organisation. Features such as Adobe Sensei offer intelligent auto-tagging, content-aware fill, and advanced editing tools.



After

**Skylum Luminar:** Luminar combines powerful editing capabilities with AI enhancements to streamline workflow and enhance image quality. Its AI Sky Replacement and AI Structure tools are particularly popular among photographers for creating striking compositions and enhancing details.

**ON1 Photo RAW:** ON1 Photo RAW is a comprehensive photo editing software that integrates AI-powered features for automating tasks like portrait retouching, sky replacement, and background removal. It offers a wide range of editing tools along with AI-driven enhancements to speed up the editing process.

**Google Photos:** Google Photos utilises AI algorithms for image organisation, automatic tagging, and intelligent search. It offers unlimited cloud storage for compressed images and provides basic editing tools such as auto-enhance and colour adjustments.



The role of AI as a supportive tool for photographers is undeniable. By leveraging AI-powered software, photographers can streamline their workflow, enhance image quality, and unlock new creative possibilities, ultimately taking their photography to new heights.



Before

After

### Example of AI for Image Enhancement

Suppose a landscape photographer captures a stunning sunset scene but finds that the colours in the image lack vibrancy. Instead of spending time manually adjusting the colours, they turn to Skylum Luminar. Luminar's AI Enhance feature analyses the image and intelligently adjusts the colours, contrast, and other elements to bring out the best in the sunset, resulting in a breathtaking and vibrant image with just a few clicks.

### Example of AI for Creative Effects

Consider a portrait photographer who wants to give their photos a unique artistic touch. They use AI-based software like PortraitPro to experiment with different styles and effects. With PortraitPro's AI-powered tools, they can easily apply various artistic effects, such as simulating the look of a painted portrait or adding dramatic lighting effects, transforming ordinary portraits into captivating works of art.

### Example of AI for Intelligent Capture

An amateur photographer is on vacation and wants to capture memorable moments without worrying about camera settings. They use a smartphone with AI-powered

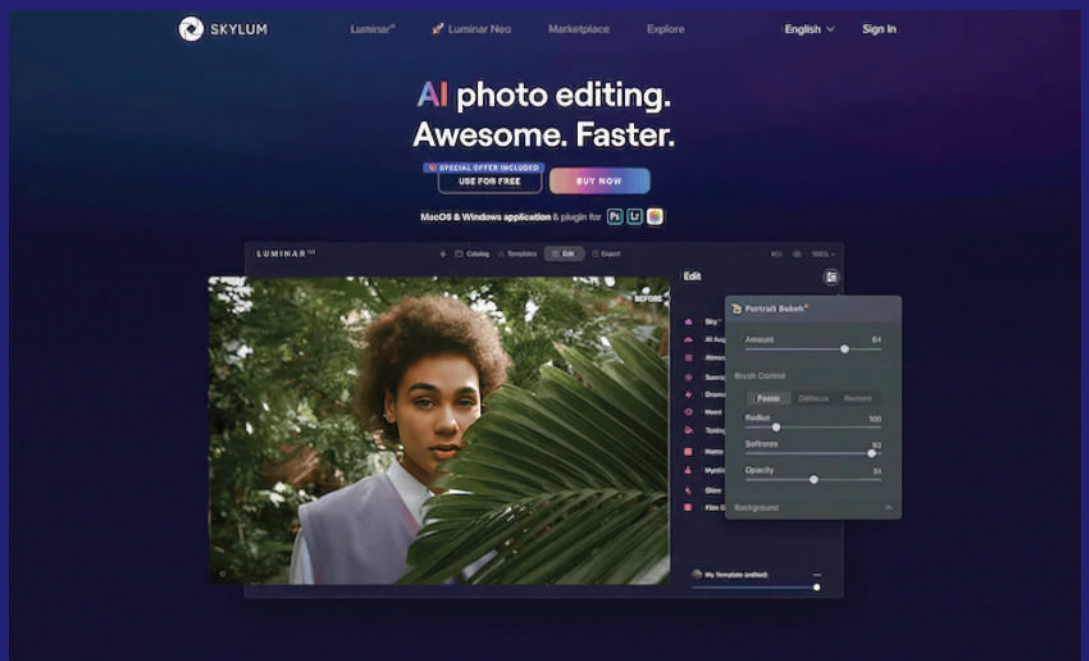


Before



After

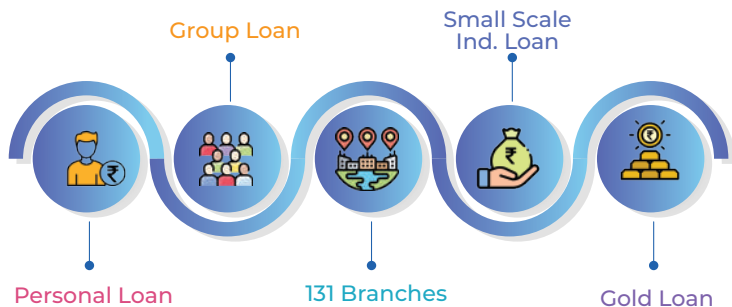
camera features, such as scene recognition and intelligent exposure control. The smartphone's AI analyses the scene and adjusts settings automatically, ensuring that each photo they capture, whether it is a scenic landscape or a bustling city street, turns out beautifully without the need for manual adjustments.







# ग्रुप लोन | पर्सनल लोन | एजुकेशन लोन | शॉपकीपर लोन गोल्ड लोन | व्हीकल लोन इन सभी लोन की सुविधा दी जाती है



सस्ते और रीजनेबल ब्याज रेट में

114-115, Pushp Enclave, Sector – 5, Pratap Nagar Tonk Road Jaipur – 302033, Rajasthan  
Contact : +91 94603 42777 | Email : sbmfa.fnserv@gmail.com



|| सुKriti ||  
By R.D.

Art | Fashion | Craft  
Retail | Customize | Sale

*With an Age Old Legacy of Textile Trade and the new boost of Energy into developments, we are into Trade Forms of Manufacturing, Trading, Exports and Agencies.*



@sukritijpr

R.D. Lifestyles, D-89, Janpath,  
Shyam Nagar, Jaipur-19  
E-manishrdjpr@gmail.com  
www.sukritishop.com  
M- +91 98290 95493, 98283 84123



# Outdoor Portraits Photography Workshop



JAIPUR PHOTOGRAPHERS' CLUB



The “JPC ADDA Outdoor Portraits” Photography workshop held at the picturesque Jal Mahal in Jaipur was a resounding success, offering participants a comprehensive understanding of portrait photography in outdoor settings. Led by seasoned photographers Anil Khubani and Ramakant Sharda, the workshop provided invaluable insights into lighting techniques, lens selection, and utilising reflectors to enhance outdoor portrait shots.



Participants Capturing the Model live

Participants were meticulously briefed on the nuances of capturing portraits under various lighting conditions. They learned when to adjust exposure levels, whether to overexpose or underexpose, and how to leverage natural light to their advantage. Understanding the positioning of the sun, whether to shoot with it in front or behind the subject was emphasised to create stunning outdoor portraits.

Anil Khubani shared his expertise on lens selection suitable for portraits, guiding participants on choosing the right focal length and aperture to achieve desired depth of field

JPC Magazine

effects. Ramakant Sharda delved into the practical use of ‘Five in One’ reflectors, demonstrating when to utilise white, golden, or silver reflectors, as well as diffusers and cutters, to manipulate light and shadows effectively.



The highlight of the workshop was the hands-on experience provided to participants, with a live model,

Nikita Jangir, allowing them to apply the techniques learned in real-time. This immersive learning experience enabled participants to refine their skills and gain confidence in capturing captivating outdoor portraits.



Overall, the workshop was a perfect blend of theory and practice, offering participants a wealth of knowledge and practical insights into the art of outdoor portrait photography. Participants left with a newfound understanding and enthusiasm for capturing stunning portraits amidst scenic outdoor settings.



Overall, the workshop was a perfect blend of theory and practice, offering participants a wealth of knowledge and practical insights into the art of outdoor portrait photography. Participants left with a newfound understanding and enthusiasm for capturing stunning portraits amidst scenic outdoor settings.

**All Photographs by Ramakant Sharda**  
Instagram: [clickmanic](#)

Camera: Sony A73  
Lens: Sigma 50mm f/1.4  
ISO: 100  
Aperture: f/2  
Shutter Speed: 1/1000 sec  
Metering: Multi  
White Balance: Daylight



# Udti Khabrein

## Wildlife Photographer of the Year People's Choice Award

In a world captivated by the wonders of nature, British amateur photographer Nima Sarikhani has emerged victorious, clinching the Wildlife Photographer of the Year People's Choice Award for his enchanting image titled 'Ice Bed'. The dreamy photograph captures a young polar bear drifting into slumber on a bed carved into an iceberg, evoking a sense of serenity amidst the icy expanse.

Sarikhani's winning image stood out among 25 remarkable finalists, drawing an unprecedented 75,000 votes from wildlife photography and nature enthusiasts worldwide. His poignant portrayal of the intimate bond between the polar bear and its habitat is a stark reminder of the devastating impacts of climate warming and habitat loss. Yet, amidst the challenges posed by climate change, Sarikhani's photograph also offers a glimmer of hope, inspiring viewers to believe in the possibility of restoring balance to our planet.

Among the 'Highly Commended' finalists that captured the hearts of wildlife lovers were 'The Happy Turtle' by Tzahi Finkelstein, showcasing a captivating interaction between a Balkan pond turtle and a northern banded groundling



© Nima Sarikhani

©Nima Sarikhani / Wildlife Photographer of the Year



© Tzahi Finkelstein

©Tzahi Finkelstein / Wildlife Photographer of the Year



© Mark Boyd

©Mark Boyd / Wildlife Photographer of the Year





©Audun Rikardsen / Wildlife Photographer of the Year



©Daniel Dencescu / Wildlife Photographer of the Year

dragonfly, and ‘Starling Murmuration’ by Daniel Dencescu, freezing a mesmerising moment when a murmuration of starlings formed the shape of a bird.

Further enchanting the audience were Mark Boyd’s ‘Shared Parenting’, depicting two lionesses grooming one of their pride’s cubs in Kenya’s Maasai Mara, and Audun Rikardsen’s stunning ‘Aurora Jellies’, illuminating two moon jellyfish by the aurora borealis in a Norwegian fjord.

The winning image and the four ‘Highly Commended’ finalists were selected from a shortlist of 25 images curated by the Natural History Museum, London, and an esteemed international judging panel from nearly 50,000 submissions for the fifty-ninth Wildlife Photographer of the Year competition.

These captivating images will be showcased both online and in the accompanying exhibition at the Natural History Museum, London, until June 30, 2024. The Wildlife Photographer of the Year competition developed and produced by the museum, sheds light on inspiring stories from the natural world, fostering advocacy for the planet.

As the annual competition continues to celebrate amateur and professional photographers worldwide, harnessing photography’s expressive power to connect people with nature, the anticipation builds for the forthcoming sixtieth competition, currently being judged by an international panel of experts.

## Past Events

### Photo Walk “The Reflection Effect”



Photo by Vishesh

On Sunday, Jan 28th, amidst the regal ambiance of Jaipur’s iconic Albert Hall Museum, shutterbugs gathered for a captivating photo walk by Jaipur Photographers’ Club titled “The Reflection Effect.” As the sunlight danced through the clouds, participants embarked on a visual journey, capturing mesmerising reflections. From the intricate patterns reflected in the mirrors to the play of light on polished surfaces, each click told a unique story. Through their lenses, photographers encapsulated the essence of Jaipur’s heritage, transforming fleeting moments into timeless narratives. “The Reflection Effect” photo walk was a celebration of artistry, creativity, and the beauty found in everyday reflections.

## Upcoming Events

**JPC ADDA  
WORKSHOP**

---

Date & Day:\*

24th March '24  
Sunday





\*Dates Tentative

**JPC PHOTO  
WALKS**

---

Date & Day:\*

3rd & 17th March '24  
Sunday



**SHYAM DIGITECH**

**SONY** Camera & Lenses  
Distributor for Rajasthan

**No.1**  
FULL-FRAME  
CAMERA BRAND



SONY ZV-E10 Mirrorless Camera Body Only Vlog Camera



**α7R<sub>IV</sub>**



**α7R<sub>III</sub>**



**α7S<sub>III</sub>**



**α7<sub>III</sub>**

Contact: +91 98280 24231

Address: Morija Tower, Indira Bazar Rd, Jaipur, Rajasthan 302001

Boost Your  
Online Photography  
Presence with  
W3care Technologies

Custom Website  
Development Services

Call Us for latest offers & Discounts

+91-9352680033

263/845 Pratap Nagar, Jaipur, Rajasthan, india- 302033

www.w3care.com





Scan the QR code Below  
to subscribe the Digital Edition



YOU CAN HAVE  
**RETURNS OR EXCUSES**



NOT BOTH

**SIP**

SYSTEMATIC INVESTMENT PLAN  
IN EQUITY MUTUAL FUNDS

Life Insurance | Personal Accident | Health Insurance  
Mutual Funds | All Other Insurances & Investment Products

Rakesh Kumar Jain

theфинancedost +91 82094 35281  
theфинancedost2023@gmail.com

Check out  
our YouTube  
Channel



moneybeing™

For All Your Financial Needs



Property Loan



Car Loan



Personal Loan



Business Loan



Credit Card



Machinery  
Loan



Project  
Financing



Insurance



Mutual  
Funds



Medical  
Equipment  
Loan



**MoneyBeing Private Limited**

Address: 501, 5th Floor, Arcade, Malviya Marg, opposite Sunny House,  
Panch Batti, C Scheme, Ashok Nagar, Jaipur, Rajasthan  
302001

**Pankaj Mandowara**

+91 9811515605

pankaj@moneybeing.in





Stone Veneers



SPC Flooring



Translucent Stone Veneers



Fluted Panels



Laminate Flooring

*Classical Surfaces*  
FUSION WITH NATURE

Contact:- +91 9784243399 +91 9928014491  
E-mail:- nakul@earthstoneglobal.co.in  
Website:- www.classicals-surfaces.com

Scan for more  
Information

